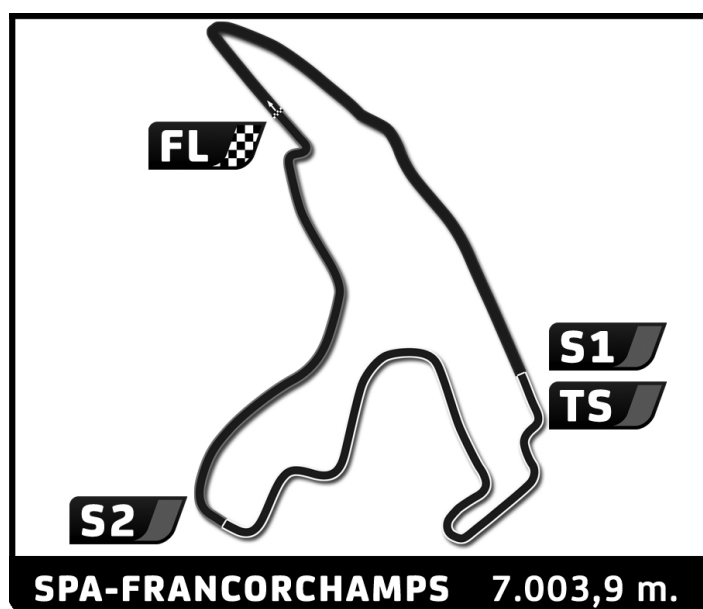



SPA EURO RACE

GT CUP & LMP3 CUP

Results Booklet





GT CUP & LMP3 CUP
SPA EURO RACE
FREE PRACTICE

Classification


Nr. Drivers	Team	Car	Cl	Time	Lap Total	Gap	Kph
1 21 B. SMITH / D. WILLIAMS	Mectech Motorsport	Norma M30	LMP3	2:37.312	8 18	- -	160.3
2 1 C. NOBLE / T. WELLS	Ecurie Ecosse/Nielsen Racing	Ligier JS P3	LMP3	2:37.563	17 18	+0.251 +0.251	160.0
3 2 B. GRIMES / J. MOWLEM	Red River Sport	Ligier JS P3	LMP3	2:40.620	5 18	+3.308 +3.057	157.0
4 44 C. PANTELIS / F. MUSSI	FF Corse	Ferrari 488 Challenge	GTC	2:44.237	8 13	+6.925 +3.617	153.5
5 96 J. BUTEL / D. PAUL	Speedworks Motorsport	Ligier JS P3	LMP3	2:46.575	4 13	+9.263 +2.338	151.4
6 28 P. BAILEY / P. GLEW	Horse Power/SB Race Engineering	Ferrari 488 Challenge	GTC	2:52.306	11 13	+14.994 +5.731	146.3
7 12 N. HUDSON / A. WILCOX	JMH Automotive	Aston Martin GTO	GTO	2:53.500	4 5	+16.188 +1.194	145.3
8 10 J. REVELER / G. SMITH	Top Cats Racing	Ginetta G55 GTH	GTA	2:55.704	10 18	+18.392 +2.204	143.5
9 20 N. BARROW / T. BARROW	Saxon Motorsport	BMW M3 GTR	GTB	2:59.078	15 17	+21.766 +3.374	140.8
10 7 G. DOWNING / K. RILEY	National Motorsport Academy	Lotus Evora GTO	GTO	2:59.323	6 8	+22.011 +0.245	140.6
11 15 D. HOLLOWAY / P. INGRAM	Century Motorsport	Ginetta G55 GTH	GTH	3:01.431	10 16	+24.119 +2.108	139.0
12 52 W. GILBERT / N. HUGGINS	Top Cats Racing	Marcos Mantis	GTB	3:02.680	11 13	+25.368 +1.249	138.0
13 51 M. MERCER / J. HARRISON	Top Cats Racing	Marcos Mantis	GTB	3:03.475	14 15	+26.163 +0.795	137.4
14 22 S. RUSTON / J. WHITEHOUSE	JMH Automotive	Ginetta G55 GTH	GTH	3:10.520	6 11	+33.208 +7.045	132.3
15 72 C. MURPHY / A. HATFIELD	Team Hard	Ginetta G55 GTH	GTH	3:18.375	12 13	+41.063 +7.855	127.1
16 48 P. GIBSON / D. GIBSON	Gibson Motorsport	McLaren 650S	GTO				

Fastest Lap	Lap 8	Bradley SMITH	2:37.312	160.3 Kph
--------------------	-------	---------------	-----------------	-----------

Published at:

Track Status: **WET**


Race Director:	Timekeeper:
-----------------------	--------------------



GT CUP & LMP3 CUP
SPA EURO RACE
FREE PRACTICE

Best Sector Times


SECTOR 1			SECTOR 2			SECTOR 3			Pos	Team	Cl	Ideal Lap	Best Lap
Pos	Driver	Time	Driver	Time	Driver	Time	Pos	Team					
1	21 B.SMITH	43.214	1 C.NOBLE	1:13.152	1 C.NOBLE	39.923	1	1 Ecurie Ecosse/Nielsen Racing	LMP3	2:36.853	2:37.563	(2)	
2	44 C.PANTELIS	43.642	21 B.SMITH	1:14.173	21 B.SMITH	39.925	2	21 Mectech Motorsport	LMP3	2:37.312	2:37.312	(1)	
3	1 C.NOBLE	43.778	2 B.GRIMES	1:14.626	2 B.GRIMES	40.804	3	2 Red River Sport	LMP3	2:40.462	2:40.620	(3)	
4	2 B.GRIMES	45.032	96 J.BUTEL	1:17.247	44 C.PANTELIS	41.182	4	44 FF Corse	GTC	2:43.453	2:44.237	(4)	
5	96 J.BUTEL	45.602	44 C.PANTELIS	1:18.629	96 J.BUTEL	41.619	5	96 Speedworks Motorsport	LMP3	2:44.468	2:46.575	(5)	
6	28 P.BAILEY	46.183	12 N.HUDSON	1:20.911	28 P.BAILEY	43.795	6	28 Horse Power/SB Race Engineering	GTC	2:52.300	2:52.306	(6)	
7	7 G.DOWNING	48.063	10 J.REVELER	1:21.772	12 N.HUDSON	44.120	7	12 JMH Automotive	GTO	2:53.500	2:53.500	(7)	
8	12 N.HUDSON	48.469	28 P.BAILEY	1:22.322	10 J.REVELER	44.369	8	10 Top Cats Racing	GTA	2:55.704	2:55.704	(8)	
9	20 N.BARROW	48.517	15 D.HOLLOWAY	1:23.405	20 N.BARROW	45.691	9	20 Saxon Motorsport	GTB	2:58.959	2:59.078	(9)	
10	52 W.GILBERT	48.829	20 N.BARROW	1:24.751	7 G.DOWNING	45.704	10	7 National Motorsport Academy	GTO	2:59.071	2:59.323	(10)	
11	51 M.MERCER	49.086	7 G.DOWNING	1:25.304	15 D.HOLLOWAY	47.070	11	15 Century Motorsport	GTH	3:01.015	3:01.431	(11)	
12	10 J.REVELER	49.563	52 W.GILBERT	1:25.731	52 W.GILBERT	47.329	12	52 Top Cats Racing	GTB	3:01.889	3:02.680	(12)	
13	15 D.HOLLOWAY	50.540	51 M.MERCER	1:26.618	51 M.MERCER	47.358	13	51 Top Cats Racing	GTB	3:03.062	3:03.475	(13)	
14	22 S.RUSTON	52.287	22 S.RUSTON	1:27.679	22 S.RUSTON	48.384	14	22 JMH Automotive	GTH	3:08.350	3:10.520	(14)	
15	72 C.MURPHY	54.118	72 C.MURPHY	1:33.139	72 C.MURPHY	49.384	15	72 Team Hard	GTH	3:16.641	3:18.375	(15)	



GT CUP & LMP3 CUP
SPA EURO RACE
FREE PRACTICE

Best Top Speeds


Team	Car	Class	Top Speed Driver	Top 1		Top 2		Top 3		Top 4		Top 5		Avg
				Kph	Lap	Kph	Lap	Kph	Lap	Kph	Lap	Kph	Lap	
1 Ecurie Ecosse/Nielsen Racing	Ligier JS P3	LMP3	C. NOBLE	244.9	15	240.5	16	240.0	14	237.9	17	229.8	13	238,6
21 Mectech Motorsport	Norma M30	LMP3	B. SMITH	234.3	7	230.3	8	229.8	5	228.3	4	221.8	9	228,9
44 FF Corse	Ferrari 488 Challenge	GTC	C. PANTELIS	234.3	8	233.8	9	222.2	12	220.9	7	219.5	3	226,1
2 Red River Sport	Ligier JS P3	LMP3	B. GRIMES	226.4	3	214.3	9	213.4	5	209.7	4	208.1	18	214,4
12 JMH Automotive	Aston Martin GTO	GTO	N. HUDSON	219.5	4	210.1	5	190.8	3	187.8	2	160.2	1	193,7
28 Horse Power/SB Race Engineering	Ferrari 488 Challenge	GTC	P. BAILEY	215.6	11	204.2	12	203.8	9	199.3	10	195.3	8	203,6
20 Saxon Motorsport	BMW M3 GTR	GTB	N. BARROW	210.9	13	209.3	15	205.7	16	202.2	14	199.3	11	205,5
96 Speedworks Motorsport	Ligier JS P3	LMP3	J. BUTEL	207.7	8	206.9	7	193.9	4	192.9	13	192.9	3	198,9
10 Top Cats Racing	Ginetta G55 GTH	GTA	J. REVELER	206.1	10	204.2	9	198.5	11	198.2	17	196.4	8	200,7
22 JMH Automotive	Ginetta G55 GTH	GTH	S. RUSTON	199.3	6	198.5	7	190.1	5	180.0	4	168.7	3	187,3
15 Century Motorsport	Ginetta G55 GTH	GTH	D. HOLLOWAY	197.8	14	197.1	12	195.7	9	195.3	15	194.2	16	196,0
7 National Motorsport Academy	Lotus Evora GTO	GTO	G. DOWNING	192.5	6	184.3	7	180.0	3	176.8	8	173.9	2	181,5
52 Top Cats Racing	Marcos Mantis	GTB	W. GILBERT	192.2	11	186.5	10	182.4	9	182.1	7	179.7	4	184,6
51 Top Cats Racing	Marcos Mantis	GTB	M. MERCER	191.8	14	189.5	4	184.0	13	182.1	15	176.5	12	184,8
72 Team Hard	Ginetta G55 GTH	GTH	C. MURPHY	187.5	7	179.4	8	172.8	11	171.7	12	166.2	10	175,5
48 Gibson Motorsport	McLaren 650S	GTO												



GT CUP & LMP3 CUP
SPA EURO RACE
FREE PRACTICE

Fastest Lap Sequence

Practice Time	Team	Car	Class	Driver	Time	Kph	
7:44.007	2 Red River Sport	Ligier JS P3	LMP3	Bonamy GRIMES	2:44.000	153.7	2
10:25.301	2 Red River Sport	Ligier JS P3	LMP3	Bonamy GRIMES	2:41.294	156.3	3
13:06.494	2 Red River Sport	Ligier JS P3	LMP3	Bonamy GRIMES	2:41.193	156.4	4
14:08.009	21 Mectech Motorsport	Norma M30	LMP3	Bradley SMITH	2:40.686	156.9	4
15:47.114	2 Red River Sport	Ligier JS P3	LMP3	Bonamy GRIMES	2:40.620	157.0	5
16:47.692	21 Mectech Motorsport	Norma M30	LMP3	Bradley SMITH	2:39.683	157.9	5
22:13.745	21 Mectech Motorsport	Norma M30	LMP3	Bradley SMITH	2:39.084	158.5	7
24:51.057	21 Mectech Motorsport	Norma M30	LMP3	Bradley SMITH	2:37.312	160.3	8




GT CUP & LMP3 CUP
SPA EURO RACE
FREE PRACTICE

Sector Analysis

Lap	D	Time	Sector 1	Sector 2	Sector 3	T. Spd	Elapsed	Lap	D	Time	Sector 1	Sector 2	Sector 3	T. Spd	Elapsed
1 Ecurie Ecosse/Nielsen Racing Ligier JS P3 LMP3 1. Colin NOBLE 2. Tony WELLS								■ Personal Best ■ Session Best ■ Crossing the finish line in pit lane							
1	1	5:21.726	3:13.642	1:23.109	44.975	148.8	5:21.726	2	1	3:10.654	53.887	1:28.387	48.380	174.5	9:12.710
2	1	2:50.121	48.726	1:18.737	42.658	188.2	8:11.847	3	1	3:05.316	51.538	1:26.248	47.530	190.8	12:18.026
3	1	2:51.323	49.495	1:18.997	42.831	176.2	11:03.170	4	1	3:05.626	53.729	1:25.209	46.688	184.6	15:23.652
4	1	2:48.612	47.597	1:18.415	42.600	180.0	13:51.782	5	1	3:02.192	51.765	1:24.368	46.059	195.7	18:25.844
5	1	2:49.666	47.692	1:18.628	43.346	189.8	16:41.448	6	1	3:00.368	50.415	1:24.396	45.557	191.8	21:26.212
6	1	3:04.169 B	47.847	1:21.554	54.768	175.3	19:45.617	7	1	2:58.513	50.600	1:23.022	44.891	191.5	24:24.725
7	1	7:15.934	5:16.691	1:17.159	42.084	209.7	27:01.551	8	1	2:59.788	51.117	1:23.118	45.553	196.4	27:24.513
8	1	2:42.830	45.760	1:15.886	41.184	199.6	29:44.381	9	1	2:57.222	50.049	1:22.031	45.142	204.2	30:21.735
9	1	2:41.703	44.208	1:15.370	42.125	220.0	32:26.084	10	1	2:55.704	49.563	1:21.772	44.369	206.1	33:17.439
10	1	2:39.028	44.145	1:14.240	40.643	225.9	35:05.112	11	1	3:09.914 B	49.577	1:22.949	57.388	198.5	36:27.353
11	1	2:54.970 B	48.055	1:15.558	51.357	198.2	38:00.082	12	1	5:12.350	2:52.707	1:29.622	50.021	181.5	41:39.703
12	1	7:18.579	5:25.320	1:13.152	40.107	218.2	45:18.661	13	1	3:06.345	51.585	1:28.228	46.532	152.5	44:46.048
13	1	2:38.413	44.152	1:14.338	39.923	229.8	47:57.074	14	1	3:01.339	50.458	1:24.599	46.282	184.9	47:47.387
14	1	2:37.677	43.796	1:13.806	40.075	240.0	50:34.751	15	1	3:01.026	50.232	1:25.128	45.666	184.0	50:48.413
15	1	2:38.272	43.978	1:13.452	40.842	244.9	53:13.023	16	1	2:59.810	50.109	1:23.994	45.707	195.3	53:48.223
16	1	2:37.573	43.778	1:13.516	40.279	240.5	55:50.596	17	1	2:59.537	50.177	1:23.946	45.414	198.2	56:47.760
17	1	2:37.563	43.935	1:13.540	40.088	237.9	58:28.159	18	1	3:16.932 B	50.921	1:26.102	59.909	184.9	1:00:04.692
18	1	3:00.319 B	50.346	1:18.023	51.950	210.5	1:01:28.478	12 JMH Automotive Aston Martin GTO 1. Nigel HUDSON 2. Adam WILCOX							
								1 11:00.809 8:38.968 1:32.117 49.724 160.2 11:00.809							
								2 1 3:09.872 55.140 1:25.597 49.135 187.8 14:10.681							
								3 1 2:59.871 51.375 1:23.515 44.981 190.8 17:10.552							
								4 1 2:53.500 48.469 1:20.911 44.120 219.5 20:04.052							
								5 1 3:12.666 B 49.468 1:22.510 1:00.688 210.1 23:16.718							
2 Red River Sport Ligier JS P3 LMP3 1. Bonamy GRIMES 2. Johnny MOWLEM								15 Century Motorsport Ginetta G55 GTH 1. David HOLLOWAY 2. Phil INGRAM							
1	1	5:00.007	2:58.517	1:19.113	42.377	177.0	5:00.007	1	1	6:41.243	4:07.760	1:39.785	53.698	106.8	6:41.243
2	1	2:44.000	46.146	1:16.807	41.047	200.0	7:44.007	2	1	3:22.458	56.401	1:33.291	52.766	142.7	10:03.701
3	1	2:41.294	45.594	1:14.626	41.074	226.4	10:25.301	3	1	3:17.359	55.878	1:30.609	50.872	171.2	13:21.060
4	1	2:41.193	45.409	1:14.936	40.848	209.7	13:06.494	4	1	3:12.470	53.628	1:28.683	50.159	172.2	16:33.530
5	1	2:40.620	45.063	1:14.753	40.804	213.4	15:47.114	5	1	3:14.071	52.951	1:30.414	50.706	180.9	19:47.601
6	1	2:50.894 B	45.342	1:17.397	48.155	197.4	18:38.008	6	1	3:22.406 B	53.591	1:28.737	1:00.078	168.5	23:10.007
7	1	4:46.609	2:46.497	1:18.601	41.511	194.2	23:24.617	7	1	6:10.875	3:52.548	1:28.595	49.732	173.6	29:20.882
8	1	2:49.675	48.644	1:19.694	41.337	190.1	26:14.292	8	1	3:06.976	53.807	1:25.141	48.028	189.8	32:27.858
9	1	2:49.981	46.818	1:19.450	43.713	214.3	29:04.273	9	1	3:01.605	50.856	1:23.405	47.344	195.7	35:29.463
10	1	2:45.555	46.120	1:17.833	41.602	196.4	31:49.828	10	1	3:01.431	50.540	1:23.821	47.070	193.9	38:30.894
11	1	2:48.755	45.519	1:18.086	45.150	199.3	34:38.583	11	1	3:03.582	51.189	1:25.241	47.152	182.4	41:34.476
12	1	2:44.953	45.969	1:17.649	41.335	185.9	37:23.536	12	1	3:12.045 B	51.918	1:24.467	55.660	197.1	44:46.521
13	1	2:49.106	48.137	1:17.899	43.070	194.9	40:12.642	13	1	6:30.783	4:12.896	1:28.313	49.574	181.5	51:17.304
14	1	2:42.861	45.627	1:16.425	40.809	203.4	42:55.503	14	1	3:07.512	53.533	1:25.535	48.444	197.8	54:24.816
15	1	2:41.540	45.032	1:15.412	41.096	203.0	45:37.043	15	1	3:08.047	51.908	1:25.999	50.140	195.3	57:32.863
16	1	2:42.082	45.410	1:15.733	40.939	199.6	48:19.125	16	1	3:22.239 B	52.750	1:27.489	1:02.000	194.2	1:00:55.102
17	1	2:44.414	45.415	1:16.394	42.605	201.9	51:03.539	20 Saxon Motorsport BMW M3 GTR 1. Nick BARROW 2. Tom BARROW							
18	1	2:56.064 B	46.502	1:17.985	51.577	208.1	53:59.603	1 1 6:03.551 3:33.244 1:33.468 56.839 156.3 6:03.551							
7 National Motorsport Academy Lotus Evora GTO 1. Gareth DOWNING 2. Kevin RILEY								2 1 3:16.505 56.046 1:32.227 48.232 142.9 9:20.056							
1	1	12:37.411	9:57.722	1:40.930	58.759	138.5	12:37.411	3 1 3:06.461 51.829 1:26.926 47.706 179.1 12:26.517							
2	1	3:14.877	53.892	1:31.400	49.585	173.9	15:52.288	4 1 3:20.397 B 49.996 1:26.054 1:04.347 196.7 15:46.914							
3	1	3:25.172 B	50.394	1:31.052	1:03.726	180.0	19:17.460	5 1 5:58.516 3:26.836 1:38.298 53.382 143.0 21:45.430							
4	1	7:25.138 B	4:53.290	1:32.090	59.758	172.5	26:42.598	6 1 3:12.280 53.503 1:29.679 49.098 185.6 24:57.710							
5	1	24:47.437	...	1:29.860	47.895	168.0	51:30.035	7 1 3:08.276 51.616 1:28.024 48.636 193.9 28:05.986							
6	1	2:59.323	48.315	1:25.304	45.704	192.5	54:29.358	8 1 3:03.102 50.150 1:25.799 47.153 187.8 31:09.088							
7	1	3:01.091	48.063	1:26.436	46.592	184.3	57:30.449	9 1 3:02.681 49.994 1:26.025 46.662 193.5 34:11.769							
8	1	3:16.505 B	49.104	1:27.462	59.939	176.8	1:00:46.954	10 1 3:00.503 49.311 1:25.325 45.867 195.7 37:12.272							
10 Top Cats Racing Ginetta G55 GTH 1. James REVELER 2. Gary SMITH															
1	1	6:02.056	3:36.800	1:32.948	52.308	138.8	6:02.056								






GT CUP & LMP3 CUP
SPA EURO RACE
FREE PRACTICE

Sector Analysis

■ Personal Best ■ Session Best B Crossing the finish line in pit lane

Lap	D	Time	Sector 1	Sector 2	Sector 3	T. Spd	Elapsed	Lap	D	Time	Sector 1	Sector 2	Sector 3	T. Spd	Elapsed
21 Mectech Motorsport 1. Bradley SMITH 2. Duncan WILLIAMS Norma M30 LMP3															
1	1	5:55.305	3:39.180	1:28.026	48.099	170.1	5:55.305								
2	1	2:48.139	46.763	1:18.865	42.511	194.6	8:43.444								
3	1	2:43.879	45.746	1:15.924	42.209	220.4	11:27.323								
4	1	2:40.686	44.308	1:15.064	41.314	228.3	14:08.009								
5	1	2:39.683	44.622	1:14.874	40.187	229.8	16:47.692								
6	1	2:46.969	44.773	1:18.722	43.474	209.7	19:34.661								
7	1	2:39.084	43.443	1:14.427	41.214	234.3	22:13.745								
8	1	2:37.312	43.214	1:14.173	39.925	230.3	24:51.057								
9	1	2:48.145	43.475	1:15.410	49.260	221.8	27:39.202								
10	1	10:09.769	8:00.041	1:24.911	44.817	203.4	37:48.971								
11	1	3:05.681	46.958	1:35.411	43.312	206.9	40:54.652								
12	1	2:45.298	46.418	1:17.359	41.521	190.1	43:39.950								
13	1	2:45.623	45.092	1:18.560	41.971	194.6	46:25.573								
14	1	2:43.895	46.168	1:16.662	41.065	194.2	49:09.468								
15	1	2:43.232	45.514	1:16.597	41.121	205.3	51:52.700								
16	1	2:44.949	47.194	1:16.166	41.589	206.9	54:37.649								
17	1	2:59.352	45.039	1:20.447	53.866	212.2	57:37.001								
18	1	3:16.459	51.647	1:25.409	59.403	180.3	1:00:53.460								
22 JMH Automotive 1. Steve RUSTON 2. John WHITEHOUSE Ginetta G55 GTH															
1	1	10:20.108	7:37.171	1:38.900	1:04.037	131.2	10:20.108								
2	1	11:59.605	9:34.909	1:32.865	51.831	154.7	22:19.713								
3	1	3:25.699	55.980	1:30.332	59.387	168.7	25:45.412								
4	1	4:54.982	2:35.449	1:30.122	49.411	180.0	30:40.394								
5	1	3:10.761	53.231	1:28.975	48.555	190.1	33:51.155								
6	1	3:10.520	52.946	1:29.190	48.384	199.3	37:01.675								
7	1	3:19.023	52.287	1:27.679	59.057	198.5	40:20.698								
8	1	9:39.561	7:11.340	1:36.051	52.170	164.1	50:00.259								
9	1	3:38.591	56.877	1:36.068	1:05.646	161.9	53:38.850								
10	1	4:47.139	2:22.606	1:33.750	50.783	132.4	58:25.989								
11	1	3:49.757	1:00.656	1:34.835	1:14.266	155.4	1:02:15.746								
28 Horse Power/SB Race Engineering 1. Paul BAILEY 2. Phil GLEW Ferrari 488 Challenge GTC															
1	1	6:04.990	3:40.668	1:31.801	52.521	148.4	6:04.990								
2	1	3:18.377	55.366	1:33.268	49.743	146.1	9:23.367								
3	1	3:05.628	51.131	1:27.085	47.412	185.2	12:28.995								
4	1	3:02.306	49.725	1:25.211	47.370	182.7	15:31.301								
5	1	2:58.144	48.700	1:24.104	45.340	193.9	18:29.445								
6	1	2:58.615	48.193	1:25.697	44.725	182.7	21:28.060								
7	1	2:57.544	49.345	1:23.496	44.703	169.0	24:25.604								
8	1	2:56.878	48.011	1:24.338	44.529	195.3	27:22.482								
9	1	2:54.811	47.203	1:23.184	44.424	203.8	30:17.293								
10	1	2:54.253	47.069	1:23.030	44.154	199.3	33:11.546								
11	1	2:52.306	46.189	1:22.322	43.795	215.6	36:03.852								
12	1	3:03.579	46.183	1:22.423	54.973	204.2	39:07.431								
								44 FF Corse 1. Christoforou PANTELIS 2. Fulvio MUSSI Ferrari 488 Challenge GTC							
1	1	6:38.381	4:33.187	1:21.557	43.637	193.9	6:38.381								
2	1	2:54.611	45.197	1:19.672	49.742	205.3	9:32.992								
3	1	6:25.717	4:25.830	1:18.629	41.258	219.5	15:58.709								
4	1	2:44.374	43.941	1:18.835	41.598	216.0	18:43.083								
5	1	2:45.007	43.910	1:18.971	42.126	215.1	21:28.090								
6	1	2:49.007	44.003	1:19.073	45.931	213.4	24:17.097								
7	1	15:03.156	...	1:19.225	41.182	220.9	39:20.253								
8	1	2:44.237	43.720	1:19.090	41.427	234.3	42:04.490								
9	1	2:51.766	43.642	1:19.801	48.323	233.8	44:56.256								
10	1	8:05.588	5:53.759	1:25.625	46.204	208.5	53:01.844								
11	1	2:54.618	47.104	1:22.753	44.761	212.6	55:56.462								
12	1	2:54.582	47.368	1:21.907	45.307	222.2	58:51.044								
13	1	3:24.605	51.177	1:27.079	1:06.349	191.8	1:02:15.649								
								51 Top Cats Racing 1. Mick MERCER 2. Jon HARRISON Marcos Mantis GTB							
1	1	6:02.494	3:12.342	1:51.299	58.853	121.8	6:02.494								
2	1	3:20.857	56.287	1:33.965	50.605	156.5	9:23.351								
3	1	3:12.010	53.171	1:29.771	49.068	165.6	12:35.361								
4	1	3:23.061	50.185	1:27.210	1:05.666	189.5	15:58.422								
5	1	6:32.306	3:56.852	1:39.758	55.696	129.2	22:30.728								
6	1	3:25.902	57.431	1:34.643	53.828	144.6	25:56.630								
7	1	3:21.071	55.397	1:32.867	52.807	151.3	29:17.701								
8	1	3:41.280	58.194	1:35.482	1:07.604	137.6	32:58.981								
9	1	5:01.637	2:35.363	1:33.956	52.318	148.6	38:00.618								
10	1	3:33.263	1:07.793	1:34.133	51.337	145.9	41:33.881								
11	1	3:41.271	56.559	1:39.148	1:05.564	146.3	45:15.152								
12	1	5:18.838	3:02.973	1:28.507	47.358	176.5	50:33.990								
13	1	3:05.221	50.882	1:26.618	47.721	184.0	53:39.211								
14	1	3:03.475	49.086	1:26.844	47.545	191.8	56:42.686								
15	1	3:32.890	50.715	1:36.091	1:06.084	182.1	1:00:15.576								
								52 Top Cats Racing 1. Warren GILBERT 2. Neil HUGGINS Marcos Mantis GTB							
1	1	6:24.283	3:53.090	1:38.276	52.917	128.7	6:24.283								
2	1	3:44.369	54.027	1:48.929	1:01.413	167.2	10:08.652								
3	1	4:12.118	1:51.872	1:30.639	49.607	160.0	14:20.770								
4	1	3:09.973	50.496	1:28.186	51.291	179.7	17:30.743								
5	1	3:08.920	51.693	1:27.989	49.238	166.2	20:39.663								
6	1	3:09.499	50.263	1:25.944	53.292	174.8	23:49.162								
7	1	5:34.468	50.817	3:22.674	1:20.977	182.1	29:23.630								
8	1	17:41.000	...	1:32.290	52.139	152.8	47:04.630								
9	1	3:06.875	49.952	1:27.035	49.888	182.4	50:11.505								
10	1	3:03.203	48.829	1:27.045	47.329	186.5	53:14.708								
11	1	3:02.680	48.915	1:25.731	48.034	192.2	56:17.388								
12	1	3:05.029	49.777	1:27.451	47.801	177.6	59:22.417								
13	1	3:45.286	53.842	1:32.707	1:18.737	156.5	1:03:07.703								
								72 Team Hard 1. Chris MURPHY 2. Adam HATFIELD Ginetta G55 GTH							
1	1	8:05.211	5:34.327	1:38.771	52.113	135.2	8:05.211								
2	1	3:36.693	58.757	1:35.470	1:02.466	145.7	11:41.904								
3	1	8:03.076	5:37.180	1:33.679	52.217	165.6	19:44.980								




GT CUP & LMP3 CUP
SPA EURO RACE
FREE PRACTICE

Sector Analysis

■ Personal Best ■ Session Best B Crossing the finish line in pit lane

Lap	D	Time	Sector 1	Sector 2	Sector 3	T. Spd	Elapsed	Lap	D	Time	Sector 1	Sector 2	Sector 3	T. Spd	Elapsed
4	1	3:43.474	B	54.626	1:42.868	1:05.980	143.2	23:28.454							
5	1	11:24.533		8:53.918	1:38.622	51.993	147.9	34:52.987							
6	1	3:27.028		1:02.507	1:33.385	51.136	137.1	38:20.015							
7	1	3:19.241		54.118	1:34.471	50.652	187.5	41:39.256							
8	1	3:25.780		56.883	1:35.461	53.436	179.4	45:05.036							
9	1	3:21.644		55.294	1:35.588	50.762	165.1	48:26.680							
10	1	3:19.772		55.157	1:33.907	50.708	166.2	51:46.452							
11	1	3:19.371		56.692	1:33.295	49.384	172.8	55:05.823							
12	1	3:18.375		54.892	1:33.139	50.344	171.7	58:24.198							
13	1	3:46.940	B	57.705	1:36.318	1:12.917	136.4	1:02:11.138							

96	Speedworks Motorsport	Ligier JS P3						
	1. Jack BUTEL	LMP3						
	2. Dominic PAUL							
1	1	6:02.015	3:51.636	1:22.242	48.137	161.4	6:02.015	
2	1	2:50.871	47.846	1:19.514	43.511	177.9	8:52.886	
3	1	2:48.349	47.195	1:18.694	42.460	192.9	11:41.235	
4	1	2:46.575	46.766	1:17.899	41.910	193.9	14:27.810	
5	1	3:06.949	B	54.074	1:18.856	54.019	181.8	17:34.759
6	1	13:41.684		...	1:17.946	44.500	183.7	31:16.443
7	1	2:46.848		46.674	1:17.854	42.320	206.9	34:03.291
8	1	2:51.283	B	45.602	1:17.247	48.434	207.7	36:54.574
9	1	5:59.864		3:53.869	1:21.994	44.001	161.7	42:54.438
10	1	2:49.657		47.699	1:19.147	42.811	170.3	45:44.095
11	1	2:49.024		47.120	1:18.993	42.911	171.2	48:33.119
12	1	2:46.995		46.051	1:19.325	41.619	189.1	51:20.114
13	1	3:03.755	B	48.904	1:19.557	55.294	192.9	54:23.869



GT CUP & LMP3 CUP
SPA EURO RACE
QUALIFYING

Revised

Classification


Nr. Drivers	Team	Car	Cl	Time	Lap Total	Gap	Kph
1 1 C. NOBLE / T. WELLS	Ecurie Ecosse/Nielsen Racing	Ligier JS P3	LMP3	2:18.006	12 12	- -	182.7
2 96 J. BUTEL / D. PAUL	Speedworks Motorsport	Ligier JS P3	LMP3	2:18.885	11 12	+0.879 +0.879	181.5
3 21 B. SMITH / D. WILLIAMS	Mectech Motorsport	Norma M30	LMP3	2:19.815	10 12	+1.809 +0.930	180.3
4 2 B. GRIMES / J. MOWLEM	Red River Sport	Ligier JS P3	LMP3	2:20.591	10 10	+2.585 +0.776	179.3
5 48 P. GIBSON / D. GIBSON	Gibson Motorsport	McLaren 650S	GTO	2:25.579	7 10	+7.573 +4.988	173.2
6 7 G. DOWNING / K. RILEY	National Motorsport Academy	Mosler	GTO	2:26.861	9 10	+8.855 +1.282	171.7
7 12 N. HUDSON / A. WILCOX	JMH Automotive	Aston Martin GTO	GTO	2:28.094	5 9	+10.088 +1.233	170.3
8 44 C. PANTELIS / F. MUSSI	FF Corse	Ferrari 488 Challenge	GTC	2:31.056	5 9	+13.050 +2.962	166.9
9 28 P. BAILEY / P. GLEW	Horse Power/SB Race Engineering	Ferrari 488 Challenge	GTC	2:31.786	5 8	+13.780 +0.730	166.1
10 52 W. GILBERT / N. HUGGINS	Top Cats Racing	Marcos Mantis	GTB	2:33.529	10 11	+15.523 +1.743	164.2
11 10 J. REVELER / G. SMITH	Top Cats Racing	Ginetta G55 GTH	GTA	2:34.860	6 11	+16.854 +1.331	162.8
12 51 M. MERCER / J. HARRISON	Top Cats Racing	Marcos Mantis	GTB	2:37.143	10 11	+19.137 +2.283	160.5
13 20 N. BARROW / T. BARROW	Saxon Motorsport	BMW M3 GTR	GTB	2:37.545	4 10	+19.539 +0.402	160.0
14 15 D. HOLLOWAY / P. INGRAM	Century Motorsport	Ginetta G55 GTH	GTH	2:37.976	10 11	+19.970 +0.431	159.6
15 72 C. MURPHY / A. HATFIELD	Team Hard	Ginetta G55 GTH	GTH	2:38.243	10 10	+20.237 +0.267	159.3
16 22 S. RUSTON / J. WHITEHOUSE	JMH Automotive	Ginetta G55 GTH	GTH	2:41.360	11 11	+23.354 +3.117	156.3

Fastest Lap	Lap 12	Colin NOBLE	2:18.006	182.7 Kph
--------------------	--------	-------------	-----------------	-----------

Published at:

Track Status: **DRY**


Race Director:	Timekeeper:
-----------------------	--------------------



GT CUP & LMP3 CUP
SPA EURO RACE
QUALIFYING

Best Sector Times


SECTOR 1			SECTOR 2			SECTOR 3			Pos	Team	Cl	Ideal Lap	Best Lap
Pos	Driver	Time	Driver	Time	Driver	Time	Pos	Team					
1	96 J.BUTEL	39.690	1 C.NOBLE	1:02.936	1 C.NOBLE	35.093	1	1 Ecurie Ecosse/Nielsen Racing	LMP3	2:17.920	2:18.006	(1)	
2	1 C.NOBLE	39.891	96 J.BUTEL	1:03.264	96 J.BUTEL	35.203	2	96 Speedworks Motorsport	LMP3	2:18.157	2:18.885	(2)	
3	21 B.SMITH	40.125	21 B.SMITH	1:03.736	21 B.SMITH	35.348	3	21 Mectech Motorsport	LMP3	2:19.209	2:19.815	(3)	
4	2 B.GRIMES	40.716	2 B.GRIMES	1:04.358	2 B.GRIMES	35.395	4	2 Red River Sport	LMP3	2:20.469	2:20.591	(4)	
5	12 N.HUDSON	41.051	48 P.GIBSON	1:07.177	12 N.HUDSON	36.994	5	48 Gibson Motorsport	GTO	2:25.496	2:25.579	(5)	
6	48 P.GIBSON	41.164	7 G.DOWNING	1:08.190	48 P.GIBSON	37.155	6	7 National Motorsport Academy	GTO	2:26.861	2:26.861	(6)	
7	7 G.DOWNING	41.215	12 N.HUDSON	1:08.982	7 G.DOWNING	37.456	7	12 JMH Automotive	GTO	2:27.027	2:28.094	(7)	
8	28 P.BAILEY	41.514	10 J.REVELER	1:09.582	28 P.BAILEY	38.248	8	44 FF Corse	GTC	2:30.726	2:31.056	(8)	
9	44 C.PANTELIS	41.529	44 C.PANTELIS	1:10.940	44 C.PANTELIS	38.257	9	28 Horse Power/SB Race Engineering	GTC	2:30.796	2:31.786	(9)	
10	52 W.GILBERT	42.617	28 P.BAILEY	1:11.034	52 W.GILBERT	39.308	10	52 Top Cats Racing	GTB	2:33.192	2:33.529	(10)	
11	51 M.MERCER	42.956	52 W.GILBERT	1:11.267	20 N.BARROW	39.534	11	10 Top Cats Racing	GTA	2:34.687	2:34.860	(11)	
12	20 N.BARROW	44.103	15 D.HOLLOWAY	1:11.424	51 M.MERCER	39.744	12	51 Top Cats Racing	GTB	2:35.675	2:37.143	(12)	
13	10 J.REVELER	45.191	72 C.MURPHY	1:11.630	10 J.REVELER	39.914	13	20 Saxon Motorsport	GTB	2:36.775	2:37.545	(13)	
14	72 C.MURPHY	45.789	22 S.RUSTON	1:11.995	15 D.HOLLOWAY	40.253	14	15 Century Motorsport	GTH	2:37.579	2:37.976	(14)	
15	15 D.HOLLOWAY	45.902	51 M.MERCER	1:12.975	72 C.MURPHY	40.824	15	72 Team Hard	GTH	2:38.243	2:38.243	(15)	
16	22 S.RUSTON	46.738	20 N.BARROW	1:13.138	22 S.RUSTON	41.709	16	22 JMH Automotive	GTH	2:40.442	2:41.360	(16)	



GT CUP & LMP3 CUP
SPA EURO RACE
QUALIFYING

Best Top Speeds


Team	Car	Class	Top Speed Driver	Top 1		Top 2		Top 3		Top 4		Top 5		
				Kph	Lap	Kph	Lap	Kph	Lap	Kph	Lap	Kph	Lap	Avg
28 Horse Power/SB Race Engineering	Ferrari 488 Challenge	GTC	P. BAILEY	264.1	7	263.4	4	257.1	3	256.5	5	252.3	8	258,7
21 Mectech Motorsport	Norma M30	LMP3	B. SMITH	262.8	11	262.8	6	261.5	7	261.5	5	260.9	9	261,9
12 JMH Automotive	Aston Martin GTO	GTO	N. HUDSON	262.8	4	262.8	8	260.9	5	260.9	6	257.8	7	261,0
44 FF Corse	Ferrari 488 Challenge	GTC	C. PANTELIS	261.5	5	254.7	7	244.3	6	230.3	4	227.4	2	243,6
1 Ecurie Ecosse/Nielsen Racing	Ligier JS P3	LMP3	C. NOBLE	260.9	12	260.9	10	260.9	7	260.2	6	260.2	11	260,6
96 Speedworks Motorsport	Ligier JS P3	LMP3	J. BUTEL	257.1	11	257.1	10	256.5	12	254.7	8	254.7	7	256,0
2 Red River Sport	Ligier JS P3	LMP3	B. GRIMES	256.5	10	254.1	8	253.5	9	251.7	6	248.8	7	252,9
7 National Motorsport Academy	Mosler	GTO	G. DOWNING	255.9	9	250.0	6	249.4	7	233.3	4	227.8	5	243,3
48 Gibson Motorsport	McLaren 650S	GTO	P. GIBSON	254.7	7	252.9	9	252.3	6	251.2	8	247.1	4	251,6
20 Saxon Motorsport	BMW M3 GTR	GTB	N. BARROW	241.1	4	240.0	5	236.3	3	222.2	8	220.9	10	232,1
72 Team Hard	Ginetta G55 GTH	GTH	C. MURPHY	226.4	10	225.9	7	225.0	6	224.5	8	223.6	5	225,1
15 Century Motorsport	Ginetta G55 GTH	GTH	D. HOLLOWAY	222.2	8	221.3	11	221.3	10	221.3	9	219.5	4	221,1
10 Top Cats Racing	Ginetta G55 GTH	GTA	J. REVELER	220.4	6	220.4	7	220.4	5	220.0	9	220.0	4	220,2
52 Top Cats Racing	Marcos Mantis	GTB	W. GILBERT	218.6	6	217.7	10	213.4	8	209.7	5	207.3	9	213,3
22 JMH Automotive	Ginetta G55 GTH	GTH	S. RUSTON	218.2	5	216.4	11	216.0	4	215.6	7	215.1	6	216,3
51 Top Cats Racing	Marcos Mantis	GTB	M. MERCER	217.3	7	211.4	10	210.9	9	204.9	6	201.1	8	209,1



GT CUP & LMP3 CUP
SPA EURO RACE
QUALIFYING

Fastest Lap Sequence

Practice Time	Team	Car	Class	Driver	Time	Kph	
11:49.853	21 Mectech Motorsport	Norma M30	LMP3	Bradley SMITH	2:23.849	175.3	2
12:03.670	1 Ecurie Ecosse/Nielsen Racing	Ligier JS P3	LMP3	Colin NOBLE	2:23.271	176.0	3
14:10.769	21 Mectech Motorsport	Norma M30	LMP3	Bradley SMITH	2:20.916	178.9	3
14:24.480	1 Ecurie Ecosse/Nielsen Racing	Ligier JS P3	LMP3	Colin NOBLE	2:20.810	179.1	4
16:31.077	21 Mectech Motorsport	Norma M30	LMP3	Bradley SMITH	2:20.308	179.7	4
16:43.981	1 Ecurie Ecosse/Nielsen Racing	Ligier JS P3	LMP3	Colin NOBLE	2:19.501	180.7	5
19:02.984	1 Ecurie Ecosse/Nielsen Racing	Ligier JS P3	LMP3	Colin NOBLE	2:19.003	181.4	6
21:21.278	1 Ecurie Ecosse/Nielsen Racing	Ligier JS P3	LMP3	Colin NOBLE	2:18.294	182.3	7
32:20.048	1 Ecurie Ecosse/Nielsen Racing	Ligier JS P3	LMP3	Colin NOBLE	2:18.237	182.4	11
34:38.054	1 Ecurie Ecosse/Nielsen Racing	Ligier JS P3	LMP3	Colin NOBLE	2:18.006	182.7	12




GT CUP & LMP3 CUP SPA EURO RACE QUALIFYING

Sector Analysis

■ Personal Best ■ Session Best B Crossing the finish line in pit lane

Lap	D	Time	Sector 1	Sector 2	Sector 3	T. Spd	Elapsed	Lap	D	Time	Sector 1	Sector 2	Sector 3	T. Spd	Elapsed		
1		Ecurie Ecosse/Nielsen Racing						Ligier JS P3 LMP3			JMH Automotive						Aston Martin GTO GTO
		1. Colin NOBLE									1. Nigel HUDSON						
		2. Tony WELLS									2. Adam WILCOX						
1	1	3:22.380	B	1:03.868	1:13.395	1:05.117	214.3	3:22.380	1	1	9:34.923	B	7:29.273	1:15.811	49.839	216.9	9:34.922
2	1	6:18.020		4:26.744	1:10.846	40.430	205.7	9:40.399	2	1	3:21.861		1:26.940	1:14.518	40.403	242.2	12:56.783
3	1	2:23.271		40.967	1:06.380	35.924	250.6	12:03.670	3	1	2:30.460		42.222	1:10.786	37.452	229.8	15:27.243
4	1	2:20.810		40.549	1:04.751	35.510	255.9	14:24.480	4	1	2:30.409		41.446	1:09.892	39.071	262.8	17:57.652
5	1	2:19.501		40.058	1:03.927	35.516	259.6	16:43.981	5	1	2:28.094		41.178	1:09.387	37.529	260.9	20:25.746
6	1	2:19.003		40.024	1:03.886	35.093	260.2	19:02.984	6	1	2:28.504		41.350	1:10.160	36.994	260.9	22:54.250
7	1	2:18.294		39.978	1:03.213	35.103	260.9	21:21.278	7	1	2:28.107		41.051	1:09.036	38.020	257.8	25:22.357
8	1	2:37.327	B	43.085	1:08.014	46.228	217.7	23:58.605	8	1	2:28.158		41.785	1:08.982	37.391	262.8	27:50.515
9	1	3:43.852		2:01.522	1:05.567	36.763	258.4	27:42.457	9	1	3:06.850	B	49.173	1:24.488	53.189	185.6	30:57.365
10	1	2:19.354		40.087	1:03.893	35.374	260.9	30:01.811									
11	1	2:18.237		39.891	1:03.043	35.303	260.2	32:20.048									
12	1	2:18.006		39.972	1:02.936	35.098	260.9	34:38.054									
2		Red River Sport						Ligier JS P3 LMP3			Century Motorsport						Genetta G55 GTH GTH
		1. Bonamy GRIMES									1. David HOLLOWAY						
		2. Johnny MOWLEM									2. Phil INGRAM						
1	1	6:46.441	B	1:23.009	4:26.730	56.702	216.4	6:46.440	1	1	4:02.576	B	1:13.435	1:35.212	1:13.929	176.8	4:02.576
2	1	9:53.096		8:00.474	1:14.269	38.353	209.3	16:39.536	2	1	6:24.275		4:08.260	1:27.891	48.124	153.2	10:26.850
3	1	2:34.614		42.109	1:09.464	43.041	242.2	19:14.150	3	1	2:48.736		48.423	1:16.940	43.373	217.7	13:15.586
4	1	2:29.861		42.581	1:09.900	37.380	244.9	21:44.011	4	1	2:44.068		47.740	1:14.351	41.977	219.5	15:59.654
5	1	2:26.524		42.279	1:07.547	36.698	245.5	24:10.535	5	1	2:54.097	B	47.301	1:14.724	52.072	219.1	18:53.751
6	1	2:24.193		42.316	1:06.191	35.686	251.7	26:34.728	6	1	4:30.534		2:33.524	1:15.423	41.587	204.5	23:24.285
7	1	2:22.390		41.142	1:05.613	35.635	248.8	28:57.118	7	1	2:41.189		47.292	1:12.833	41.064	218.6	26:05.474
8	1	2:23.015		41.148	1:05.747	36.120	254.1	31:20.133	8	1	2:40.082		46.469	1:13.179	40.434	222.2	28:45.556
9	1	2:21.299		41.084	1:04.820	35.395	253.5	33:41.432	9	1	2:38.183		46.015	1:11.743	40.425	221.3	31:23.739
10	1	2:20.591		40.716	1:04.358	35.517	256.5	36:02.023	10	1	2:37.976		45.902	1:11.821	40.253	221.3	34:01.715
7		National Motorsport Academy						Mosler GTO			Saxon Motorsport						BMW M3 GTR GTB
		1. Gareth DOWNING									1. Nick BARROW						
		2. Kevin RILEY									2. Tom BARROW						
1	1	4:09.817	B	1:25.192	1:37.346	1:07.279	145.9	4:09.817	1	1	3:52.796	B	1:08.416	1:24.245	1:20.135	196.7	3:52.796
2	1	6:17.094	B	4:02.328	1:22.169	52.597	187.5	10:26.910	2	1	6:12.926		4:09.660	1:21.743	41.523	178.8	10:05.721
3	1	3:05.304		1:05.673	1:18.359	41.272	209.7	13:32.214	3	1	2:37.578		44.375	1:13.375	39.828	236.3	12:43.299
4	1	2:35.602		43.045	1:13.371	39.186	233.3	16:07.816	4	1	2:37.545		44.873	1:13.138	39.534	241.1	15:20.844
5	1	2:32.796		42.268	1:11.773	38.755	227.8	18:40.612	5	1	2:37.610		44.103	1:13.290	40.217	240.0	17:58.454
6	1	2:30.582		41.561	1:11.121	37.900	250.0	21:11.194	6	1	2:47.975	B	44.627	1:13.856	49.492	220.4	20:46.429
7	1	2:29.877		41.548	1:09.291	39.038	249.4	23:41.071	7	1	4:13.369		2:11.786	1:19.041	42.542	207.7	24:59.798
8	1	2:35.712		43.118	1:12.635	39.959	210.9	26:16.783	8	1	2:43.239		45.378	1:15.153	42.708	222.2	27:43.037
9	1	2:26.861		41.215	1:08.190	37.456	255.9	28:43.644	9	1	3:01.650	B	49.116	1:18.803	53.731	209.7	30:44.687
10	1	3:05.377	B	45.302	1:19.727	1:00.348	212.6	31:49.021	10	1	5:09.732		3:03.432	1:19.940	46.360	220.9	35:54.419
10		Top Cats Racing						Genetta G55 GTH GTA			Mectech Motorsport						Norma M30 LMP3
		1. James REVELER									1. Bradley SMITH						
		2. Gary SMITH									2. Duncan WILLIAMS						
1	1	3:12.919	B	50.867	1:20.050	1:02.002	210.5	3:12.919	1	1	9:26.005		7:31.939	1:13.807	40.259	204.5	9:26.004
2	1	6:34.838		4:38.869	1:14.909	41.060	215.1	9:47.756	2	1	2:23.849		42.173	1:05.624	36.052	252.9	11:49.853
3	1	2:37.437		46.257	1:11.120	40.060	218.2	12:25.193	3	1	2:20.916		41.178	1:04.114	35.624	255.9	14:10.769
4	1	2:35.774		45.446	1:10.252	40.076	220.0	15:00.967	4	1	2:20.308				35.570		16:31.077
5	1	2:36.693		45.191	1:11.458	40.044	220.4	17:37.660	5	1	2:20.122		40.374	1:04.400	35.348	261.5	18:51.199
6	1	2:34.860		45.364	1:09.582	39.914	220.4	20:12.520	6	1	2:24.893		40.482	1:05.897	38.514	262.8	21:16.092
7	1	2:46.836	B	45.412	1:12.368	49.056	220.4	22:59.356	7	1	2:24.579		40.726	1:05.640	38.213	261.5	23:40.671
8	1	4:47.789		2:50.111	1:15.970	41.708	216.4	27:47.145	8	1	2:21.057		40.440	1:03.736	36.881	260.9	26:01.728
9	1	2:40.702		46.575	1:13.185	40.942	220.0	30:27.847	9	1	2:24.489		40.765	1:05.885	37.839	260.9	28:26.217
10	1	2:39.124		46.431	1:11.848	40.845	218.6	33:06.971	10	1	2:19.815				35.658		30:46.032
11	1	2:44.900		48.056	1:13.171	43.673	219.5	35:51.871	11	1	2:22.571		40.614	1:04.184	37.773	262.8	33:08.603
									12	1	2:21.001		40.125	1:04.698	36.178	254.7	35:29.604
22		JMH Automotive						Genetta G55 GTH GTH			JMH Automotive						Genetta G55 GTH GTH
		1. Steve RUSTON									1. Steve RUSTON						
		2. John WHITEHOUSE									2. John WHITEHOUSE						



GT CUP & LMP3 CUP
SPA EURO RACE
QUALIFYING

Sector Analysis

■ Personal Best ■ Session Best B Crossing the finish line in pit lane

Lap	D	Time	Sector 1	Sector 2	Sector 3	T. Spd	Elapsed
1	1	4:05.250 B	1:15.317	1:34.334	1:15.599	185.6	4:05.250
2	1	6:05.344	3:56.624	1:24.257	44.463	164.1	10:10.593
3	1	2:47.917	47.942	1:16.610	43.365	213.4	12:58.510
4	1	2:44.047	46.738	1:15.196	42.113	216.0	15:42.557
5	1	2:45.551	46.792	1:15.201	43.558	218.2	18:28.108
6	1	2:42.688	47.171	1:13.808	41.709	215.1	21:10.796
7	1	2:53.536 B	47.073	1:14.013	52.450	215.6	24:04.332
8	1	4:48.325	2:45.648	1:18.519	44.158	198.9	28:52.657
9	1	2:42.899	47.382	1:13.297	42.220	214.7	31:35.556
10	1	2:42.905	47.741	1:12.701	42.463	198.5	34:18.461
11	1	2:41.360	47.283	1:11.995	42.082	216.4	36:59.821

28		Horse Power/SB Race Engineering	Ferrari 488 Challenge
		1. Paul BAILEY	GTC
		2. Phil GLEW	
1	1	4:07.392 B	1:14.929 1:37.037 1:15.426 112.1 4:07.392
2	1	6:04.487	4:01.797 1:20.035 42.655 202.2 10:11.878
3	1	2:39.406	44.207 1:14.621 40.578 257.1 12:51.284
4	1	2:32.142	41.925 1:11.969 38.248 263.4 15:23.426
5	1	2:31.786	41.601 1:11.665 38.520 256.5 17:55.212
6	1	2:32.066	41.514 1:11.975 38.577 250.0 20:27.278
7	1	2:31.901	42.065 1:11.034 38.802 264.1 22:59.179
8	1	2:42.670 B	41.594 1:13.000 48.076 252.3 25:41.849

44		FF Corse	Ferrari 488 Challenge
		1. Christoforou PANTELIS	GTC
		2. Fulvio MUSSI	
1	1	4:27.435 B	1:50.340 1:33.357 1:03.738 169.5 4:27.435
2	1	5:51.025	3:47.299 1:22.728 40.998 227.4 10:18.459
3	1	2:37.978	41.956 1:14.926 41.096 223.6 12:56.437
4	1	2:32.761	42.892 1:11.612 38.257 230.3 15:29.198
5	1	2:31.056	41.529 1:10.940 38.587 261.5 18:00.254
6	1	2:34.040	42.458 1:12.788 38.794 244.3 20:34.294
7	1	2:31.854	41.550 1:11.543 38.761 254.7 23:06.148
8	1	2:40.453 B	42.134 1:12.825 45.494 212.6 25:46.601
9	1	6:30.013 B	4:21.674 1:18.176 50.163 192.2 32:16.614

48		Gibson Motorsport	McLaren 650S
		1. Paul GIBSON	GTO
		2. Daniel GIBSON	
1	1	10:00.815	7:42.421 1:28.490 49.904 165.6 10:00.814
2	1	2:37.549	46.079 1:12.599 38.871 211.4 12:38.363
3	1	2:28.080	42.239 1:08.385 37.456 241.6 15:06.443
4	1	2:35.259 B	41.492 1:08.281 45.486 247.1 17:41.702
5	1	5:04.645	3:16.561 1:09.777 38.307 213.4 22:46.347
6	1	2:26.590	41.439 1:07.845 37.306 252.3 25:12.937
7	1	2:25.579	41.214 1:07.210 37.155 254.7 27:38.516
8	1	2:33.562	41.233 1:09.731 42.598 251.2 30:12.078
9	1	2:25.831	41.164 1:07.177 37.490 252.9 32:37.909
10	1	2:43.176 B	41.796 1:11.844 49.536 252.9 35:21.085


51		Top Cats Racing	Marcos Mantis
		1. Mick MERCER	GTH
		2. Jon HARRISON	
1	1	3:58.717 B	1:05.837 1:30.812 1:22.068 151.7 3:58.717
2	1	6:11.386	4:02.071 1:24.948 44.367 157.7 10:10.102
3	1	2:47.925	46.533 1:18.230 43.162 188.8 12:58.027
4	1	2:44.067	45.755 1:16.387 41.925 187.8 15:42.094
5	1	2:56.954 B	44.865 1:17.390 54.699 194.2 18:39.048
6	1	4:25.523	2:23.844 1:19.002 42.677 204.9 23:04.571
7	1	2:37.202	43.371 1:14.087 39.744 217.3 25:41.773

Lap	D	Time	Sector 1	Sector 2	Sector 3	T. Spd	Elapsed
8	1	2:37.225	43.608	1:12.975	40.642	201.1	28:18.998
9	1	2:38.441	42.956	1:14.665	40.820	210.9	30:57.439
10	1	2:37.143	43.628	1:13.390	40.125	211.4	33:34.582
11	1	3:07.831 B	48.126	1:20.666	59.039	167.4	36:42.413

52		Top Cats Racing	Marcos Mantis
		1. Warren GILBERT	GTH
		2. Neil HUGGINS	
1	1	3:56.988 B	1:05.102 1:30.436 1:21.450 161.2 3:56.988
2	1	6:16.931	4:08.701 1:22.720 45.510 189.5 10:13.918
3	1	2:53.752	44.784 1:20.890 48.078 197.1 13:07.670
4	1	2:43.240	44.312 1:17.419 41.509 206.5 15:50.910
5	1	2:41.678	43.870 1:16.512 41.296 209.7 18:32.588
6	1	2:58.142 B	44.727 1:20.873 52.542 218.6 21:30.730
7	1	3:52.426	1:53.158 1:17.846 41.422 193.5 25:23.156
8	1	2:37.468	44.338 1:13.482 39.648 213.4 28:00.624
9	1	2:34.836	42.866 1:12.662 39.308 207.3 30:35.460
10	1	2:33.529	42.617 1:11.267 39.645 217.7 33:08.989
11	1	3:49.935 B	1:01.352 1:36.436 1:12.147 130.8 36:58.924

72		Team Hard	Ginetta G55 GTH
		1. Chris MURPHY	GTH
		2. Adam HATFIELD	
1	1	4:12.545 B	1:44.651 1:29.549 58.345 193.2 4:12.545
2	1	6:12.094	4:08.964 1:19.886 43.244 201.9 10:24.638
3	1	2:45.855	47.146 1:16.406 42.303 212.2 13:10.493
4	1	2:43.985	47.001 1:15.252 41.732 215.6 15:54.478
5	1	2:40.718	46.184 1:13.281 41.253 223.6 18:35.196
6	1	2:42.101	46.040 1:14.089 41.972 225.0 21:17.297
7	1	2:40.497	46.078 1:13.342 41.077 225.9 23:57.794
8	1	2:48.525 B	45.962 1:13.474 49.089 224.5 26:46.319
9	1	5:48.865	3:50.888 1:16.849 41.128 195.3 32:35.184
10	1	2:38.243	45.789 1:11.630 40.824 226.4 35:13.427

96		Speedworks Motorsport	Ligier JS P3
		1. Jack BUTEL	LMP3
		2. Dominic PAUL	
1	1	4:00.617 B	1:20.657 1:19.468 1:20.492 209.3 4:00.617
2	1	5:56.843	4:03.475 1:15.380 37.988 229.3 9:57.459
3	1	2:25.168	41.374 1:07.449 36.345 250.6 12:22.627
4	1	2:31.948 B	41.164 1:06.699 44.085 250.6 14:54.575
5	1	4:36.376	2:54.127 1:06.357 35.892 250.0 19:30.951
6	1	2:20.121	40.613 1:04.252 35.256 251.7 21:51.072
7	1	2:19.737	40.129 1:03.933 35.675 254.7 24:10.809
8	1	2:20.681	40.379 1:04.766 35.536 254.7 26:31.490
9	1	2:19.488	40.140 1:03.647 35.701 254.1 28:50.978
10	1	2:19.362	40.147 1:03.851 35.364 257.1 31:10.340
11	1	2:18.885	39.699 1:03.983 35.203 257.1 33:29.225
12	1	2:23.145	39.690 1:03.264 40.191 256.5 35:52.370



GT CUP & LMP3 CUP SPA EURO RACE RACE 1 (50')

Final Starting Grid


2:25.579 Paul GIBSON	Gibson Motorsport McLaren 650S	48	- 8 -	22	JMH Automotive Ginetta G55 GTH	2:41.360 Steve RUSTON
2:37.976 David HOLLOWAY	Century Motorsport Ginetta G55 GTH	15	- 7 -	72	Team Hard Ginetta G55 GTH	2:38.243 Chris MURPHY
2:37.143 Mick MERCER	Top Cats Racing Marcos Mantis	51	- 6 -	20	Saxon Motorsport BMW M3 GTR	2:37.545 Nick BARROW
2:33.529 Warren GILBERT	Top Cats Racing Marcos Mantis	52	- 5 -	10	Top Cats Racing Ginetta G55 GTH	2:34.860 James REVELER
2:31.056 Christoforou PANTELIS	FF Corse Ferrari 488 Challenge	44	- 4 -	28	Horse Power/SB Race Engineering Ferrari 488 Challenge	2:31.786 Paul BAILEY
2:26.861 Gareth DOWNING	National Motorsport Academy Mosler	7	- 3 -	12	JMH Automotive Aston Martin GTO	2:28.094 Nigel HUDSON
2:19.815 Bradley SMITH	Mectech Motorsport Norma M30	21	- 2 -	2	Red River Sport Ligier JS P3	2:20.591 Bonamy GRIMES
2:18.006 Colin NOBLE	Ecurie Ecosse/Nielsen Racing Ligier JS P3	1	- 1 -	96	Speedworks Motorsport Ligier JS P3	2:18.885 Jack BUTEL

Pole

CAR 48 - PENALTY OF 10 GRID PLACE POSITIONS DUE TO BRANDS HATCH DECISION

Stewards:

Timekeeper:



GT CUP & LMP3 CUP
SPA EURO RACE
RACE 1 ((50'))

Classification


Drivers	Team	Vehicle	Class	Laps	Total Time	Gap	Kph	Best Lap	
								Lap	Time Kph
1 1 C. NOBLE/T. WELLS	Ecurie Ecosse/Nielsen Racing	Ligier JS P3	LMP3	21	51:01.640	- 172.9	20	2:18.120	182.6
2 2 B. GRIMES/J. MOWLEM	Red River Sport	Ligier JS P3	LMP3	21	52:00.434	+58.794 169.7	15	2:20.488	179.5
3 96 J. BUTEL/D. PAUL	Speedworks Motorsport	Ligier JS P3	LMP3	21	52:05.262	+1:03.622 169.4	4	2:21.532	178.2
4 12 N. HUDSON/A. WILCOX	JMH Automotive	Aston Martin GTO	GTO	20	51:59.848	1 Lap 161.6	14	2:25.544	173.2
5 44 C. PANTELIS/F. MUSSI	FF Corse	Ferrari 488 Challenge	GTC	20	52:17.442	1 Lap 160.7	12	2:28.171	170.2
6 48 P. GIBSON/D. GIBSON	Gibson Motorsport	McLaren 650S	GTO	20	52:32.045	1 Lap 160.0	8	2:25.020	173.9
7 52 W. GILBERT/N. HUGGINS	Top Cats Racing	Marcos Mantis	GTB	19	52:07.709	2 Laps 153.2	17	2:34.433	163.3
8 10 J. REVELER/G. SMITH	Top Cats Racing	Ginetta G55 GTH	GTA	19	52:41.788	2 Laps 151.5	5	2:35.993	161.6
9 28 P. BAILEY/P. GLEW	Horse Power/SB Race Engineering	Ferrari 488 Challenge	GTC	19	52:50.829	2 Laps 151.1	14	2:26.803	171.8
10 51 M. MERCER/J. HARRISON	Top Cats Racing	Marcos Mantis	GTB	19	53:49.238	2 Laps 148.4	3	2:36.999	160.6
11 20 N. BARROW/T. BARROW	Saxon Motorsport	BMW M3 GTR	GTB	18	51:01.689	3 Laps 148.2	4	2:38.780	158.8
12 22 S. RUSTON/J. WHITEHOUSE	JMH Automotive	Ginetta G55 GTH	GTH	18	51:26.423	3 Laps 147.0	4	2:43.211	154.5
13 15 D. HOLLOWAY/P. INGRAM	Century Motorsport	Ginetta G55 GTH	GTH	18	51:26.592	3 Laps 147.0	17	2:37.875	159.7
14 72 C. MURPHY/A. HATFIELD	Team Hard	Ginetta G55 GTH	GTH	18	52:31.248	3 Laps 144.0	12	2:39.509	158.1
15 7 G. DOWNING/K. RILEY	National Motorsport Academy	Mosler	GTO	16	41:50.101	5 Laps 160.7	8	2:26.542	172.1
16 21 B. SMITH/D. WILLIAMS	Mecotech Motorsport	Norma M30	LMP3	16	51:29.662	5 Laps 130.6	14	2:19.200	181.1

Pole Position	NOBLE, Colin	2:18.006	
Fastest Lap	Lap 20 Colin NOBLE	2:18.120	182.6 Kph

Published at:

Track Status: **DRY**

Race Director:	Timekeeper:
-----------------------	--------------------



GT CUP & LMP3 CUP
SPA EURO RACE
RACE 1


Classification by Class

Nr. Drivers	Team	Car	Laps	Total Time	Gap	Kph	Best Lap	
							Lap	Time Kph
GTA								
1 10 J. REVELER / G. SMITH	Top Cats Racing	Ginetta G55 GTH	19	52:41.788		151.5	5	2:35.993 161.6
GTB								
1 52 W. GILBERT / N. HUGGINS	Top Cats Racing	Marcos Mantis	19	52:07.709		153.2	17	2:34.433 163.3
2 51 M. MERCER / J. HARRISON	Top Cats Racing	Marcos Mantis	19	53:49.238	+1'41.529	148.4	3	2:36.999 160.6
3 20 N. BARROW / T. BARROW	Saxon Motorsport	BMW M3 GTR	18	51:01.689	1 Laps	148.2	4	2:38.780 158.8
GTC								
1 44 C. PANTELIS / F. MUSSI	FF Corse	Ferrari 488 Challenge	20	52:17.442		160.7	12	2:28.171 170.2
2 28 P. BAILEY / P. GLEW	Horse Power/SB Race Engineering	Ferrari 488 Challenge	19	52:50.829	1 Laps	151.1	14	2:26.803 171.8
GTH								
1 22 S. RUSTON / J. WHITEHOUSE	JMH Automotive	Ginetta G55 GTH	18	51:26.423		147.0	4	2:43.211 154.5
2 15 D. HOLLOWAY / P. INGRAM	Century Motorsport	Ginetta G55 GTH	18	51:26.592	+0.169	147.0	17	2:37.875 159.7
3 72 C. MURPHY / A. HATFIELD	Team Hard	Ginetta G55 GTH	18	52:31.248	+1'04.825	144.0	12	2:39.509 158.1
GTO								
1 12 N. HUDSON / A. WILCOX	JMH Automotive	Aston Martin GTO	20	51:59.848		161.6	14	2:25.544 173.2
2 48 P. GIBSON / D. GIBSON	Gibson Motorsport	McLaren 650S	20	52:32.045	+32.197	160.0	8	2:25.020 173.9
3 7 G. DOWNING / K. RILEY	National Motorsport Academy	Mosler	16	41:50.101	4 Laps	160.7	8	2:26.542 172.1
LMP3								
1 1 C. NOBLE / T. WELLS	Ecurie Ecosse/Nielsen Racing	Ligier JS P3	21	51:01.640		172.9	20	2:18.120 182.6
2 2 B. GRIMES / J. MOWLEM	Red River Sport	Ligier JS P3	21	52:00.434	+58.794	169.7	15	2:20.488 179.5
3 96 J. BUTEL / D. PAUL	Speedworks Motorsport	Ligier JS P3	21	52:05.262	+1'03.622	169.4	4	2:21.532 178.2
4 21 B. SMITH / D. WILLIAMS	Mectech Motorsport	Norma M30	16	51:29.662	5 Laps	130.6	14	2:19.200 181.1

Published at:

Track Status: **DRY**


Race Director:	Timekeeper:
-----------------------	--------------------



GT CUP & LMP3 CUP
SPA EURO RACE
RACE 1

Best Sector Times


SECTOR 1			SECTOR 2			SECTOR 3			Pos	Team	Cl	Ideal Lap	Best Lap
Pos	Driver	Time	Driver	Time	Driver	Time	Pos	Team					
1	21 B.SMITH	39.443	1 C.NOBLE	1:02.837	1 C.NOBLE	35.304	1	1 Ecurie Ecosse/Nielsen Racing	LMP3	2:18.031	2:18.120	(1)	
2	1 C.NOBLE	39.890	21 B.SMITH	1:03.744	21 B.SMITH	35.486	2	21 Mectech Motorsport	LMP3	2:18.673	2:19.200	(2)	
3	2 B.GRIMES	40.197	96 J.BUTEL	1:04.142	2 B.GRIMES	35.812	3	2 Red River Sport	LMP3	2:20.359	2:20.488	(3)	
4	44 C.PANTELIS	40.463	2 B.GRIMES	1:04.350	96 J.BUTEL	35.813	4	96 Speedworks Motorsport	LMP3	2:20.653	2:21.532	(4)	
5	48 P.GIBSON	40.646	48 P.GIBSON	1:07.223	48 P.GIBSON	37.151	5	48 Gibson Motorsport	GTO	2:25.020	2:25.020	(5)	
6	96 J.BUTEL	40.698	12 N.HUDSON	1:07.252	12 N.HUDSON	37.252	6	12 JMH Automotive	GTO	2:25.354	2:25.544	(6)	
7	28 P.BAILEY	40.837	7 G.DOWNING	1:08.136	28 P.BAILEY	37.259	7	7 National Motorsport Academy	GTO	2:26.419	2:26.542	(7)	
8	12 N.HUDSON	40.850	28 P.BAILEY	1:08.645	7 G.DOWNING	37.372	8	28 Horse Power/SB Race Engineering	GTC	2:26.741	2:26.803	(8)	
9	7 G.DOWNING	40.911	44 C.PANTELIS	1:09.431	44 C.PANTELIS	37.515	9	44 FF Corse	GTC	2:27.409	2:28.171	(9)	
10	52 W.GILBERT	42.918	10 J.REVELER	1:10.443	52 W.GILBERT	38.821	10	52 Top Cats Racing	GTB	2:33.955	2:34.433	(10)	
11	51 M.MERCER	43.377	15 D.HOLLOWAY	1:11.289	10 J.REVELER	39.975	11	10 Top Cats Racing	GTA	2:35.639	2:35.993	(11)	
12	20 N.BARROW	44.585	72 C.MURPHY	1:12.176	51 M.MERCER	40.243	12	51 Top Cats Racing	GTB	2:36.620	2:36.999	(12)	
13	10 J.REVELER	45.221	52 W.GILBERT	1:12.216	20 N.BARROW	40.454	13	15 Century Motorsport	GTH	2:37.875	2:37.875	(13)	
14	72 C.MURPHY	45.757	51 M.MERCER	1:13.000	15 D.HOLLOWAY	40.661	14	20 Saxon Motorsport	GTB	2:38.633	2:38.780	(14)	
15	15 D.HOLLOWAY	45.925	20 N.BARROW	1:13.594	72 C.MURPHY	41.007	15	72 Team Hard	GTH	2:38.940	2:39.509	(15)	
16	22 S.RUSTON	47.283	22 S.RUSTON	1:13.625	22 S.RUSTON	42.111	16	22 JMH Automotive	GTH	2:43.019	2:43.211	(16)	



GT CUP & LMP3 CUP
SPA EURO RACE
RACE 1

Best Top Speeds


Team	Car	Class	Top Speed Driver	Top 1		Top 2		Top 3		Top 4		Top 5		Avg
				Kph	Lap	Kph	Lap	Kph	Lap	Kph	Lap	Kph	Lap	
28 Horse Power/SB Race Engineering	Ferrari 488 Challenge	GTC	P. BAILEY	268.7	15	268.7	17	268.0	19	268.0	18	267.3	14	268,1
44 FF Corse	Ferrari 488 Challenge	GTC	C. PANTELIS	268.7	20	268.7	6	268.0	3	268.0	7	266.7	17	268,0
21 Mectech Motorsport	Norma M30	LMP3	B. SMITH	264.7	12	264.1	11	261.5	8	259.0	7	259.0	6	261,7
12 JMH Automotive	Aston Martin GTO	GTO	N. HUDSON	263.4	17	262.8	18	261.5	10	261.5	20	261.5	19	262,1
7 National Motorsport Academy	Mosler	GTO	G. DOWNING	262.1	11	260.9	9	260.9	10	260.2	7	257.1	5	260,2
2 Red River Sport	Ligier JS P3	LMP3	B. GRIMES	262.1	20	262.1	19	260.9	21	260.9	16	259.0	18	261,0
1 Ecurie Ecosse/Nielsen Racing	Ligier JS P3	LMP3	C. NOBLE	261.5	19	260.2	20	259.6	21	259.6	15	258.4	18	259,9
48 Gibson Motorsport	McLaren 650S	GTO	P. GIBSON	260.9	11	260.9	12	260.9	8	259.0	5	258.4	4	260,0
96 Speedworks Motorsport	Ligier JS P3	LMP3	J. BUTEL	254.7	11	254.7	20	253.5	9	253.5	8	252.9	19	253,9
20 Saxon Motorsport	BMW M3 GTR	GTB	N. BARROW	248.3	6	246.6	7	242.2	8	241.6	9	241.6	10	244,1
52 Top Cats Racing	Marcos Mantis	GTB	W. GILBERT	237.9	8	237.4	17	236.8	9	233.8	11	232.3	7	235,6
51 Top Cats Racing	Marcos Mantis	GTB	M. MERCER	230.3	6	224.1	5	223.6	8	223.1	7	221.8	13	224,6
72 Team Hard	Ginetta G55 GTH	GTH	C. MURPHY	226.9	17	226.4	16	225.9	18	225.9	14	225.9	12	226,2
10 Top Cats Racing	Ginetta G55 GTH	GTA	J. REVELER	225.5	2	222.7	10	222.7	18	222.7	9	222.2	17	223,2
15 Century Motorsport	Ginetta G55 GTH	GTH	D. HOLLOWAY	223.1	18	223.1	17	221.8	16	221.3	14	221.3	12	222,1
22 JMH Automotive	Ginetta G55 GTH	GTH	S. RUSTON	217.3	2	216.9	4	216.0	10	216.0	5	215.6	6	216,4



GT CUP & LMP3 CUP
SPA EURO RACE
RACE 1

Fastest Lap Sequence


Practice Time	Team	Car	Class	Driver	Time	Kph	
4:45.992	1 Ecurie Ecosse/Nielsen Racing	Ligier JS P3	LMP3	Colin NOBLE	2:21.682	178.0	2
7:06.640	1 Ecurie Ecosse/Nielsen Racing	Ligier JS P3	LMP3	Colin NOBLE	2:20.648	179.3	3
9:27.020	1 Ecurie Ecosse/Nielsen Racing	Ligier JS P3	LMP3	Colin NOBLE	2:20.380	179.6	4
35:01.324	21 Mectech Motorsport	Norma M30	LMP3	Bradley SMITH	2:19.589	180.6	9
37:06.010	1 Ecurie Ecosse/Nielsen Racing	Ligier JS P3	LMP3	Colin NOBLE	2:19.349	180.9	15
39:24.852	1 Ecurie Ecosse/Nielsen Racing	Ligier JS P3	LMP3	Colin NOBLE	2:18.842	181.6	16
44:04.703	1 Ecurie Ecosse/Nielsen Racing	Ligier JS P3	LMP3	Colin NOBLE	2:18.168	182.5	18
48:42.675	1 Ecurie Ecosse/Nielsen Racing	Ligier JS P3	LMP3	Colin NOBLE	2:18.120	182.6	20



GT CUP & LMP3 CUP
SPA EURO RACE
RACE 1

Lap Chart

Nr	Pos	Grid	LAP																				
			1	2	3	4	5	6	7	8	9	10	11	12	13	14	15	16	17	18	19	20	21
1	1	1	1	1	1	1	1	1	1	1	1	1	48	1	1	1	1	1	1	1	1	1	1
96	2	96	2	2	96	96	96	96	96	96	96	96	1	96	96	96	2	2	2	2	2	2	2
21	3	21	96	96	2	2	2	2	2	2	2	2	96	2	2	2	96	96	96	96	96	96	96
2	4	2	44	7	7	7	7	7	48	48	48	48	2	7	7	7	7	12	12	12	12	12	
7	5	7	7	48	48	48	48	48	7	7	7	7	7	48	12	12	12	48	44	44	44	44	
12	6	12	48	44	44	44	44	12	12	12	12	12	52	12	12	48	48	48	44	48	48	48	
44	7	44	12	12	12	12	12	44	44	44	44	44	12	44	44	44	44	52	52	52	52	52	
28	8	28	28	28	28	28	28	28	52	52	52	44	52	52	52	52	52	10	10	10	10	10	
52	9	52	52	52	52	52	52	52	10	10	10	10	10	10	10	10	10	10	28	28	28	28	
10	10	10	15	10	10	10	10	10	51	51	51	51	51	51	20	51	28	51	51	51	51	51	
51	11	51	22	22	51	51	51	51	20	20	20	20	20	20	20	51	20	51	20	20	20	20	
20	12	20	20	20	20	20	20	20	28	22	22	22	22	22	22	22	28	20	22	22	22	22	
15	13	15	10	51	22	22	22	22	22	15	15	15	28	28	28	28	22	22	15	15	15	15	
72	14	72	51	15	15	15	15	15	15	28	28	28	15	15	15	15	15	72	72	72	72	72	
48	15	48	72	72	72	72	72	72	72	72	72	72	72	72	72	72	72	72	72	72	72	72	
22	16	22	21	21	21	21	21	21	21	21	21	21	21	21	21	21	21	21	21	21	21	21	




GT CUP & LMP3 CUP SPA EURO RACE RACE 1

Analysis by lap

Lapped

Nr	Lap Time	Gap	Nr	Lap Time	Gap	Nr	Lap Time	Gap	Nr	Lap Time	Gap	Nr	Lap Time	Gap		
Lap 1																
			2	2:23.947	13.794	12	2:28.895	1:07.856	1	2:31.771		2	2:22.334	40.821		
1	2:24.310		7	2:27.537	32.268	44	2:31.070	1:11.518	72	3:04.218	2 Laps	15	2:41.068	2 Laps		
2	2:27.604	3.294	48	2:26.189	35.005	28	2:33.876	1:23.888	21	2:35.093	5 Laps	52	2:37.223	1 Lap		
96	2:27.870	3.560	44	2:30.338	43.587	52	2:36.127	1:58.989	96	2:29.602	8.013	72	2:39.509	2 Laps		
44	2:35.144	10.834	12	2:29.813	45.730	10	2:37.015	2:06.604	52	2:38.431	1 Lap	7	2:30.094	1:52.346		
7	2:35.578	11.268	28	2:32.181	50.576	51	2:41.301	2:20.820	10	2:45.513	1 Lap	10	2:41.198	1 Lap		
48	2:36.160	11.850	21	7:07.486	2 Laps				2	2:33.479	35.809	12	2:25.544	2:07.147		
12	2:40.490	16.180	52	2:36.992	1:13.603	Lap 8							48	2:41.152	2:07.712	
28	2:42.390	18.080	10	2:36.421	1:21.240	1	2:21.929		48	2:27.596	57.940	Lap 15				
52	2:47.554	23.244	51	2:37.412	1:26.819	20	2:39.862	1 Lap	7	2:37.326	1:09.715	1	2:19.349			
15	2:53.243	28.933	20	2:38.780	1:30.734	96	2:21.983	11.504	20	3:00.405	1 Lap	44	2:29.787	1 Lap		
22	2:53.444	29.134	22	2:43.211	1:36.922	22	2:45.315	1 Lap	22	2:54.392	1 Lap	21	2:23.660	5 Laps		
20	2:56.939	32.629	15	2:47.418	1:48.452	2	2:25.236	32.561	52	2:45.988	2:55.929	51	2:46.030	2 Laps		
10	2:57.438	33.128	72	2:52.492	2:14.230	15	2:46.815	1 Lap	12	4:13.152	3:16.705	20	2:45.877	2 Laps		
51	2:59.132	34.822	Lap 5			48	2:25.020	52.671	Lap 12					22	2:47.286	2 Laps
72	3:03.126	38.816	1	2:21.069		7	2:26.542	54.871	48	2:34.068		96	2:22.733	37.324		
21	3:22.401	58.091	96	2:23.420	11.322	12	2:30.053	1:15.980	44	4:28.877	1 Lap	2	2:20.488	41.960		
Lap 2			2	2:30.599	23.324	44	2:31.699	1:21.288	1	3:48.092	16.084	28	2:39.764	2 Laps		
1	2:21.682		7	2:26.982	38.181	72	2:53.894	1 Lap	15	4:47.424	2 Laps	15	2:40.393	2 Laps		
2	2:24.579	6.191	48	2:25.846	39.782	52	2:37.545	2:14.605	21	3:58.833	5 Laps	52	2:35.123	1 Lap		
96	2:24.730	6.608	44	2:30.352	52.870	10	2:37.090	2:21.765	28	4:39.402	2 Laps	72	2:40.129	2 Laps		
7	2:29.110	18.696	12	2:28.721	53.382	Lap 9			96	4:10.872	46.877	7	2:30.586	2:03.583		
48	2:32.529	22.697	28	2:32.172	1:01.679	1	2:25.109		2	3:52.411	56.212	10	2:41.040	1 Lap		
44	2:34.490	23.642	21	2:37.636	2 Laps	21	8:12.603	5 Laps	72	4:47.743	2 Laps	Lap 16				
12	2:31.693	26.191	52	2:36.625	1:29.159	96	2:25.270	11.665	10	4:41.499	1 Lap	1	2:18.842			
28	2:31.718	28.116	10	2:35.993	1:36.164	51	2:44.032	1 Lap	7	4:15.308	1:53.015	12	2:37.082	1 Lap		
52	2:38.426	39.988	51	2:38.606	1:44.356	20	2:40.972	1 Lap	12	2:30.114	2:14.811	48	2:45.688	1 Lap		
10	2:38.279	49.725	20	2:40.011	1:49.676	28	3:54.327	1 Lap	51	4:55.185	1 Lap	21	2:22.924	5 Laps		
22	2:43.346	50.798	22	2:45.219	2:01.072	2	2:24.650	32.102	20	4:36.445	1 Lap	44	2:28.612	1 Lap		
20	2:41.324	52.271	15	2:46.326	2:13.709	22	2:45.626	1 Lap	22	4:19.566	1 Lap	2	2:21.873	44.991		
51	2:40.296	53.436	Lap 6			48	2:30.757	58.319	44	2:28.171	2:37.365	96	2:27.741	46.223		
15	2:47.339	54.590	1	2:21.120		7	2:29.432	59.194	Lap 13					20	2:41.500	2 Laps
72	2:53.794	1:10.928	96	2:21.548	11.750	15	2:50.086	1 Lap	1	2:21.604		51	2:43.761	2 Laps		
Lap 3			72	2:52.553	1 Lap	12	2:30.255	1:21.126	21	2:21.164	5 Laps	22	2:45.854	2 Laps		
1	2:20.648		2	2:25.532	27.736	44	2:31.942	1:28.121	15	2:41.201	2 Laps	28	2:26.803	2 Laps		
96	2:21.859	7.819	7	2:27.984	45.045	72	2:53.265	1 Lap	28	2:27.459	2 Laps	15	2:39.674	2 Laps		
2	2:24.684	10.227	48	2:27.127	45.789	Lap 10			96	2:24.010	33.199	52	2:35.679	1 Lap		
7	2:27.063	25.111	12	2:29.319	1:01.581	1	2:23.845		2	2:22.445	40.969	Lap 17				
48	2:27.147	29.196	44	2:31.318	1:03.068	52	2:37.630	1 Lap	52	4:25.734	1 Lap	1	2:21.683			
44	2:30.635	33.629	28	2:32.073	1:12.632	21	2:26.519	5 Laps	72	2:39.749	2 Laps	72	2:42.247	3 Laps		
12	2:30.754	36.297	52	2:37.443	1:45.482	96	2:22.362	10.182	10	2:41.107	1 Lap	7	2:40.508	1 Lap		
28	2:31.307	38.775	10	2:37.165	1:52.209	10	2:37.482	1 Lap	7	2:29.407	1:44.734	10	2:39.490	2 Laps		
52	2:37.651	56.991	51	2:38.903	2:02.139	51	2:40.000	1 Lap	48	4:26.730	1:49.042	21	2:22.790	5 Laps		
10	2:36.122	1:05.199	20	2:39.586	2:08.142	2	2:25.844	34.101	12	2:26.962	2:04.085	12	2:41.503	1 Lap		
51	2:36.999	1:09.787	Lap 7			20	2:49.354	1 Lap	51	2:42.256	1 Lap	48	2:33.829	1 Lap		
20	2:40.711	1:12.334	1	2:22.620		48	2:27.641	1:02.115	20	2:41.794	1 Lap	44	2:28.190	1 Lap		
22	2:43.941	1:14.091	22	2:45.535	1 Lap	7	2:28.811	1:04.160	Lap 14					2	2:21.354	44.662
15	2:47.472	1:21.414	96	2:22.320	11.450	22	2:46.699	1 Lap	1	2:22.482		96	2:23.048	47.588		
72	2:51.838	1:42.118	15	2:46.073	1 Lap	12	2:38.043	1:35.324	22	2:45.541	2 Laps	51	2:40.482	2 Laps		
Lap 4			2	2:24.138	29.254	15	2:54.696	1 Lap	44	2:29.395	1 Lap	20	2:42.975	2 Laps		
1	2:20.380		48	2:26.411	49.580	44	2:39.820	1:44.096	21	2:19.589	5 Laps	28	2:27.747	2 Laps		
96	2:21.532	8.971	7	2:27.833	50.258	28	3:51.640	1 Lap	96	2:23.223	33.940	22	2:45.336	2 Laps		
			72	2:54.642	1 Lap	Lap 11			28	2:34.878	2 Laps	15	2:39.754	2 Laps		
						1	2:28.895	1:07.856								






GT CUP & LMP3 CUP
SPA EURO RACE
RACE 1

Analysis by lap

■ Lapped


Nr	Lap Time	Gap	Nr	Lap Time	Gap	Nr	Lap Time	Gap	Nr	Lap Time	Gap	Nr	Lap Time	Gap
52	2:35.044	1 Lap	2	2:21.050	58.794									
			96	2:21.996	1:03.622									
Lap 18														
1	2:18.168		52	2:51.324	2 Laps									
72	2:39.924	3 Laps	44	2:28.737	1 Lap									
21	2:19.536	5 Laps	72	2:40.059	3 Laps									
12	2:27.721	1 Lap	48	2:34.113	1 Lap									
10	2:39.888	2 Laps	10	2:38.909	2 Laps									
48	2:33.805	1 Lap	28	2:28.288	2 Laps									
44	2:28.481	1 Lap	51	2:48.081	2 Laps									
2	2:21.571	48.065												
96	2:22.460	51.880												
28	2:28.902	2 Laps												
51	2:42.709	2 Laps												
20	2:42.557	2 Laps												
22	2:45.272	2 Laps												
15	2:39.809	2 Laps												
Lap 19														
1	2:19.852													
52	2:34.433	2 Laps												
21	2:19.200	5 Laps												
12	2:26.912	1 Lap												
72	2:41.227	3 Laps												
2	2:24.666	52.879												
44	2:30.564	1 Lap												
96	2:23.088	55.116												
48	2:36.155	1 Lap												
10	2:41.121	2 Laps												
28	2:27.382	2 Laps												
51	2:41.462	2 Laps												
20	2:41.783	2 Laps												
22	2:45.434	2 Laps												
Lap 20														
1	2:18.120													
15	2:37.875	3 Laps												
21	2:19.395	5 Laps												
52	2:42.737	2 Laps												
12	2:25.821	1 Lap												
2	2:21.950	56.709												
96	2:23.595	1:00.591												
44	2:29.820	1 Lap												
72	2:40.839	3 Laps												
48	2:34.082	1 Lap												
10	2:39.018	2 Laps												
28	2:28.520	2 Laps												
51	2:41.025	2 Laps												
Lap 21														
1	2:18.965													
20	2:40.814	3 Laps												
22	2:45.406	3 Laps												
15	2:39.926	3 Laps												
21	2:20.833	5 Laps												
12	2:27.001	1 Lap												



GT CUP & LMP3 CUP SPA EURO RACE RACE 1

Sector Analysis

Lap	D	Time	Sector 1	Sector 2	Sector 3	T. Spd	Elapsed	Lap	D	Time	Sector 1	Sector 2	Sector 3	T. Spd	Elapsed
1 Ecurie Ecosse/Nielsen Racing Ligier JS P3 1. Colin NOBLE LMP3 2. Tony WELLS								7 1 2:27.833 40.936 1:08.950 37.947 260.2 17:22.087							
1	1	2:24.310	42.436	1:05.466	36.408		2:24.310	8	1	2:26.542	40.911	1:08.136	37.495	254.7	19:48.629
2	1	2:21.682	41.062	1:04.572	36.048	252.9	4:45.992	9	1	2:29.432	41.035	1:10.427	37.970	260.9	22:18.061
3	1	2:20.648	40.870	1:04.100	35.678	255.3	7:06.640	10	1	2:28.811	41.030	1:09.611	38.170	260.9	24:46.872
4	1	2:20.380	40.618	1:04.018	35.744	256.5	9:27.020	11	1	2:37.326 B	41.304	1:10.499	45.523	262.1	27:24.198
5	1	2:21.069	40.575	1:04.348	36.146	257.8	11:48.089	12	1	4:15.308	2:27.414	1:09.953	37.941	238.9	31:39.506
6	1	2:21.120	40.618	1:04.495	36.007	255.3	14:09.209	13	1	2:29.407	42.338	1:08.635	38.434	248.8	34:08.913
7	1	2:22.620	40.540	1:04.939	37.141	257.1	16:31.829	14	1	2:30.094	42.015	1:09.977	38.102	254.1	36:39.007
8	1	2:21.929	40.747	1:04.828	36.354	257.1	18:53.758	15	1	2:30.586	41.841	1:09.842	38.903	250.0	39:09.593
9	1	2:25.109	41.105	1:05.357	38.647	257.1	21:18.867	16	1	2:40.508	42.324	1:15.810	42.374	251.7	41:50.101
10	1	2:23.845	41.394	1:05.350	37.101	254.7	23:42.712	10 Top Cats Racing Ginetta G55 GTH 1. James REVELER GTA 2. Gary SMITH							
11	1	2:31.771 B	40.775	1:05.435	45.561	257.8	26:14.483	1	1	2:57.438	1:03.196	1:13.196	41.046		2:57.438
12	1	3:48.092	2:06.596	1:04.679	36.817	254.1	30:02.575	2	1	2:38.279	45.242	1:12.264	40.773	225.5	5:35.717
13	1	2:21.604	40.727	1:04.178	36.699	254.7	32:24.179	3	1	2:36.122	45.704	1:10.443	39.975	220.4	8:11.839
14	1	2:22.482	40.986	1:06.004	35.492	251.2	34:46.661	4	1	2:36.421	45.296	1:10.745	40.380	221.8	10:48.260
15	1	2:19.349	40.746	1:03.100	35.503	259.6	37:06.010	5	1	2:35.993	45.229	1:10.573	40.191	221.3	13:24.253
16	1	2:18.842	40.317	1:03.106	35.419	257.1	39:24.852	6	1	2:37.165	45.279	1:11.016	40.870	221.8	16:01.418
17	1	2:21.683	40.434	1:03.026	38.223	256.5	41:46.535	7	1	2:37.015	45.221	1:11.409	40.385	221.8	18:38.433
18	1	2:18.168	39.973	1:02.837	35.358	258.4	44:04.703	8	1	2:37.090	45.266	1:11.238	40.586	221.8	21:15.523
19	1	2:19.852	40.075	1:04.055	35.722	261.5	46:24.555	9	1	2:37.482	45.521	1:11.617	40.344	222.7	23:53.005
20	1	2:18.120	39.918	1:02.898	35.304	260.2	48:42.675	10	1	2:45.513 B	45.247	1:11.180	49.086	222.7	26:38.518
21	1	2:18.965	39.890	1:02.904	36.171	259.6	51:01.640	11	1	4:41.499	2:47.184	1:13.271	41.044	218.6	31:20.017
2 Red River Sport Ligier JS P3 1. Bonamy GRIMES LMP3 2. Johnny MOWLEM								12 1 2:41.107 46.180 1:12.654 42.273 219.5 34:01.124							
1	1	2:27.604	44.092	1:06.929	36.583		2:27.604	13	1	2:41.198	46.509	1:12.912	41.777	220.0	36:42.322
2	1	2:24.579	42.441	1:05.902	36.236	250.6	4:52.183	14	1	2:41.040	45.866	1:13.118	42.056	220.9	39:23.362
3	1	2:24.684	42.234	1:06.165	36.285	254.7	7:16.867	15	1	2:39.490	45.930	1:12.402	41.158	221.3	42:02.852
4	1	2:23.947	41.476	1:06.407	36.064	254.7	9:40.814	16	1	2:39.888	45.999	1:12.642	41.247	221.8	44:42.740
5	1	2:30.599	41.963	1:06.377	42.259	254.1	12:11.413	17	1	2:41.121	45.855	1:13.312	41.954	222.2	47:23.861
6	1	2:25.532	41.942	1:07.129	36.461	251.2	14:36.945	18	1	2:39.018	45.814	1:12.168	41.036	222.7	50:02.879
7	1	2:24.138	41.384	1:06.303	36.451	254.1	17:01.083	19	1	2:38.909	45.795	1:12.085	41.029	222.2	52:41.788
8	1	2:25.236	41.527	1:06.753	36.956	253.5	19:26.319	12 JMH Automotive Aston Martin GTO 1. Nigel HUDSON GTO 2. Adam WILCOX							
9	1	2:24.650	41.373	1:06.500	36.777	251.2	21:50.969	1	1	2:40.490	48.518	1:12.845	39.127		2:40.490
10	1	2:25.844	41.354	1:06.474	38.016	254.7	24:16.813	2	1	2:31.693	42.088	1:10.968	38.637	239.5	5:12.183
11	1	2:33.479 B	43.726	1:06.617	43.136	251.2	26:50.292	3	1	2:30.754	42.080	1:10.443	38.231	255.9	7:42.937
12	1	3:52.411	2:09.889	1:06.005	36.517	252.9	30:42.703	4	1	2:29.813	41.537	1:10.053	38.223	260.9	10:12.750
13	1	2:22.445	40.606	1:05.727	36.112	257.8	33:05.148	5	1	2:28.721	41.541	1:09.484	37.696	257.8	12:41.471
14	1	2:22.334	40.500	1:05.002	36.832	257.8	35:27.482	6	1	2:29.319	41.739	1:09.755	37.825	260.9	15:10.790
15	1	2:20.488	40.326	1:04.350	35.812	259.0	37:47.970	7	1	2:28.895	41.727	1:09.620	37.548	259.6	17:39.685
16	1	2:21.873	40.277	1:05.048	36.548	260.9	40:09.843	8	1	2:30.053	41.802	1:10.213	38.038	259.6	20:09.738
17	1	2:21.354	40.341	1:04.751	36.262	257.8	42:31.197	9	1	2:30.255	41.784	1:09.378	39.093	259.0	22:39.993
18	1	2:21.571	40.357	1:05.349	35.865	259.0	44:52.768	10	1	2:38.043 B	41.601	1:09.748	46.694	261.5	25:18.036
19	1	2:24.666	40.197	1:07.673	36.796	262.1	47:17.434	11	1	4:13.152	2:26.053	1:09.061	38.038	248.8	29:31.188
20	1	2:21.950	40.310	1:05.768	35.872	262.1	49:39.384	12	1	2:30.114	41.926	1:09.366	38.822	256.5	32:01.302
21	1	2:21.050	40.386	1:04.767	35.897	260.9	52:00.434	13	1	2:26.962	41.529	1:07.926	37.507	257.1	34:28.264
7 National Motorsport Academy Mosler GTO 1. Gareth DOWNING 2. Kevin RILEY								14 1 2:25.544 41.040 1:07.252 37.252 260.9 36:53.808							
1	1	2:35.578	48.379	1:09.604	37.595		2:35.578	15	1	2:37.082 B	41.526	1:08.641	46.915	259.6	39:30.890
2	1	2:29.110	41.459	1:10.057	37.594	240.5	5:04.688	16	1	2:41.503	53.254	1:09.630	38.619	260.9	42:12.393
3	1	2:27.063	41.102	1:08.464	37.497	255.9	7:31.751	17	1	2:27.721	41.229	1:08.557	37.935	263.4	44:40.114
4	1	2:27.537	41.402	1:08.630	37.505	253.5	9:59.288	18	1	2:26.912	40.850	1:08.341	37.721	262.8	47:07.026
5	1	2:26.982	41.161	1:08.449	37.372	257.1	12:26.270	19	1	2:25.821	40.938	1:07.430	37.453	261.5	49:32.847
6	1	2:27.984	41.671	1:08.825	37.488	253.5	14:54.254	20	1	2:27.001	41.223	1:08.231	37.547	261.5	51:59.848



GT CUP & LMP3 CUP SPA EURO RACE RACE 1


Sector Analysis

■ Personal Best
 ■ Session Best
 ■ Crossing the finish line in pit lane

Lap	D	Time	Sector 1	Sector 2	Sector 3	T. Spd	Elapsed
15 Century Motorsport 1. David HOLLOWAY 2. Phil INGRAM Ginetta G55 GTH							
1	1	2:53.243	55.495	1:14.869	42.879		2:53.243
2	1	2:47.339	47.358	1:16.083	43.898	220.4	5:40.582
3	1	2:47.472	47.784	1:16.151	43.537	219.5	8:28.054
4	1	2:47.418	47.865	1:15.838	43.715	217.3	11:15.472
5	1	2:46.326	48.043	1:15.503	42.780	219.1	14:01.798
6	1	2:46.073	47.828	1:15.368	42.877	216.9	16:47.871
7	1	2:46.815	47.563	1:15.957	43.295	218.6	19:34.686
8	1	2:50.086	47.712	1:18.847	43.527	217.7	22:24.772
9	1	2:54.696B	47.945	1:15.977	50.774	218.6	25:19.468
10	1	4:47.424	2:52.409	1:13.505	41.510	218.6	30:06.892
11	1	2:41.201	47.084	1:13.172	40.945	219.5	32:48.093
12	1	2:41.068	46.763	1:12.851	41.454	221.3	35:29.161
13	1	2:40.393	46.692	1:12.728	40.973	220.9	38:09.554
14	1	2:39.674	46.367	1:12.232	41.075	221.3	40:49.228
15	1	2:39.754	46.442	1:12.342	40.970	220.9	43:28.982
16	1	2:39.809	46.003	1:13.009	40.797	221.8	46:08.791
17	1	2:37.875	45.925	1:11.289	40.661	223.1	48:46.666
18	1	2:39.926	46.030	1:11.289	42.607	223.1	51:26.592
20 Saxon Motorsport 1. Nick BARROW 2. Tom BARROW BMW M3 GTR GTB							
1	1	2:56.939	1:00.438	1:15.792	40.709		2:56.939
2	1	2:41.324	44.838	1:15.570	40.916	232.3	5:38.263
3	1	2:40.711	44.963	1:14.874	40.874	220.4	8:18.974
4	1	2:38.780	44.614	1:13.712	40.454	240.0	10:57.754
5	1	2:40.011	45.751	1:13.621	40.639	241.6	13:37.765
6	1	2:39.586	44.849	1:13.594	41.143	248.3	16:17.351
7	1	2:39.862	44.839	1:13.953	41.070	246.6	18:57.213
8	1	2:40.972	44.585	1:14.443	41.944	242.2	21:38.185
9	1	2:49.354B	44.728	1:14.365	50.261	241.6	24:27.539
10	1	3:00.405B	58.133	1:14.779	47.493	241.6	27:27.944
11	1	4:36.445	2:36.543	1:17.581	42.321	231.8	32:04.389
12	1	2:41.794	45.188	1:15.321	41.285	198.5	34:46.183
13	1	2:45.877	45.629	1:17.857	42.391	207.7	37:32.060
14	1	2:41.500	45.133	1:14.802	41.565	231.3	40:13.560
15	1	2:42.975	45.854	1:15.724	41.397	201.5	42:56.535
16	1	2:42.557	45.113	1:15.685	41.759	196.7	45:39.092
17	1	2:41.783	44.650	1:15.415	41.718	209.7	48:20.875
18	1	2:40.814	44.873	1:14.720	41.221	203.0	51:01.689
21 Mectech Motorsport 1. Bradley SMITH 2. Duncan WILLIAMS Norma M30 LMP3							
1	1	3:22.401B	1:09.311	1:20.559	52.531		3:22.401
2	1	7:07.486	5:21.791	1:07.178	38.517	252.9	10:29.887
3	1	2:37.636B	42.559	1:06.807	48.270	257.8	13:07.523
4	1	8:12.603	6:24.476	1:07.430	40.697	254.7	21:20.126
5	1	2:26.519	41.521	1:07.262	37.736	242.2	23:46.645
6	1	2:35.093B	41.197	1:06.243	47.653	259.0	26:21.738
7	1	3:58.833	2:12.918	1:08.336	37.579	259.0	30:20.571
8	1	2:21.164	40.524	1:05.006	35.634	261.5	32:41.735
9	1	2:19.589			35.544		35:01.324
10	1	2:23.660	40.023	1:07.433	36.204	255.9	37:24.984
11	1	2:22.924	39.901	1:07.125	35.898	264.1	39:47.908
12	1	2:22.790	39.865	1:06.276	36.649	264.7	42:10.698

Lap	D	Time	Sector 1	Sector 2	Sector 3	T. Spd	Elapsed
13	1	2:19.536			35.486		44:30.234
14	1	2:19.200	39.964	1:03.744	35.492		46:49.434
15	1	2:19.395	39.696	1:03.759	35.940		49:08.829
16	1	2:20.833	39.443	1:04.657	36.733		51:29.662
22 JMH Automotive 1. Steve RUSTON 2. John WHITEHOUSE Ginetta G55 GTH							
1	1	2:53.444	55.692	1:15.055	42.697		2:53.444
2	1	2:43.346	47.302	1:13.864	42.180	217.3	5:36.790
3	1	2:43.941	47.298	1:14.249	42.394	214.7	8:20.731
4	1	2:43.211	47.345	1:13.755	42.111	216.9	11:03.942
5	1	2:45.219	47.782	1:15.092	42.345	216.0	13:49.161
6	1	2:45.535	47.581	1:14.717	43.237	215.6	16:34.696
7	1	2:45.315	47.283	1:15.532	42.500	215.1	19:20.011
8	1	2:45.626	47.530	1:15.382	42.714	213.4	22:05.637
9	1	2:46.699	47.644	1:16.143	42.912	214.7	24:52.336
10	1	2:54.392B	47.286	1:15.821	51.285	216.0	27:46.728
11	1	4:19.566	2:18.296	1:18.242	43.028	206.5	32:06.294
12	1	2:45.541	48.732	1:14.357	42.452	208.5	34:51.835
13	1	2:47.286	49.151	1:15.463	42.672	213.4	37:39.121
14	1	2:45.854	49.003	1:14.176	42.675	196.4	40:24.975
15	1	2:45.336	48.275	1:14.105	42.956	214.7	43:10.311
16	1	2:45.272	47.869	1:14.611	42.792	213.9	45:55.583
17	1	2:45.434	48.656	1:14.163	42.615	211.8	48:41.017
18	1	2:45.406	48.757	1:13.625	43.024	214.3	51:26.423
28 Horse Power/SB Race Engineering 1. Paul BAILEY 2. Phil GLEW Ferrari 488 Challenge GTC							
1	1	2:42.390	51.978	1:11.996	38.416		2:42.390
2	1	2:31.718	41.945	1:10.898	38.875	259.0	5:14.108
3	1	2:31.307	41.906	1:10.776	38.625	262.8	7:45.415
4	1	2:32.181	42.306	1:11.133	38.742	261.5	10:17.596
5	1	2:32.172	41.943	1:11.336	38.893	255.9	12:49.768
6	1	2:32.073	42.440	1:10.958	38.675	261.5	15:21.841
7	1	2:33.876	41.821	1:11.782	40.273	263.4	17:55.717
8	1	3:54.327B	46.976	1:52.564	1:14.787	146.9	21:50.044
9	1	3:51.640B	1:49.082	1:14.371	48.187	247.7	25:41.684
10	1	4:39.402	2:51.417	1:09.624	38.361	262.1	30:21.086
11	1	2:27.459	41.125	1:08.804	37.530	265.4	32:48.545
12	1	2:34.878B	41.001	1:09.085	44.792	267.3	35:23.423
13	1	2:39.764	53.482	1:08.859	37.423	259.6	38:03.187
14	1	2:26.803	40.899	1:08.645	37.259	267.3	40:29.990
15	1	2:27.747	40.895	1:09.159	37.693	268.7	42:57.737
16	1	2:28.902	42.381	1:08.803	37.718	263.4	45:26.639
17	1	2:27.382	40.889	1:09.021	37.472	268.7	47:54.021
18	1	2:28.520	40.837	1:09.324	38.359	268.0	50:22.541
19	1	2:28.288	41.145	1:09.380	37.763	268.0	52:50.829
44 FF Corse 1. Christoforou PANTELIS 2. Fulvuo MUSSI Ferrari 488 Challenge GTC							
1	1	2:35.144	46.960	1:10.151	38.033		2:35.144
2	1	2:34.490	41.704	1:12.442	40.344	260.9	5:09.634
3	1	2:30.635	41.783	1:10.264	38.588	268.0	7:40.269
4	1	2:30.338	41.510	1:10.388	38.440	260.2	10:10.607
5	1	2:30.352	41.592	1:10.430	38.330	248.3	12:40.959
6	1	2:31.318	41.119	1:11.127	39.072	268.7	15:12.277
7	1	2:31.070	41.756	1:10.909	38.405	268.0	17:43.347






GT CUP & LMP3 CUP
SPA EURO RACE
RACE 1

Sector Analysis

■ Personal Best ■ Session Best B Crossing the finish line in pit lane

Lap	D	Time	Sector 1	Sector 2	Sector 3	T. Spd	Elapsed	Lap	D	Time	Sector 1	Sector 2	Sector 3	T. Spd	Elapsed
8	1	2:31.699	41.334	1:11.961	38.404	265.4	20:15.046	19	1	2:48.081	44.766	1:17.887	45.428	209.3	53:49.238
9	1	2:31.942	41.421	1:11.892	38.629	263.4	22:46.988	52 Top Cats Racing Marcos Mantis 1. Warren GILBERT GTB 2. Neil HUGGINS							
10	1	2:39.820	41.558	1:11.385	46.877	261.5	25:26.808	1	1	2:47.554	51.715	1:15.219	40.620		2:47.554
11	1	4:28.877	2:41.113	1:09.754	38.010	247.1	29:55.685	2	1	2:38.426	44.549	1:13.187	40.690	210.9	5:25.980
12	1	2:28.171	41.216	1:09.431	37.524	256.5	32:23.856	3	1	2:37.651	43.279	1:13.828	40.544	228.8	8:03.631
13	1	2:29.395	40.900	1:10.643	37.852	252.9	34:53.251	4	1	2:36.992	43.395	1:13.497	40.100	229.3	10:40.623
14	1	2:29.787	40.923	1:11.035	37.829	247.7	37:23.038	5	1	2:36.625	43.066	1:13.254	40.305	227.8	13:17.248
15	1	2:28.612	40.672	1:09.967	37.973	263.4	39:51.650	6	1	2:37.443	43.597	1:13.752	40.094	228.8	15:54.691
16	1	2:28.190	40.710	1:09.965	37.515	263.4	42:19.840	7	1	2:36.127	43.264	1:12.971	39.892	232.3	18:30.818
17	1	2:28.481	40.463	1:09.947	38.071	266.7	44:48.321	8	1	2:37.545	42.965	1:14.229	40.351	237.9	21:08.363
18	1	2:30.564	41.830	1:10.921	37.813	248.3	47:18.885	9	1	2:37.630	43.297	1:13.257	41.076	236.8	23:45.993
19	1	2:29.820	40.839	1:11.043	37.938	255.3	49:48.705	10	1	2:38.431	43.973	1:14.339	40.119	225.9	26:24.424
20	1	2:28.737	40.492	1:10.279	37.966	268.7	52:17.442	11	1	2:45.988	43.767	1:13.361	48.860	233.8	29:10.412
48 Gibson Motorsport McLaren 650S 1. Paul GIBSON GTO 2. Daniel GIBSON								72 Team Hard Ginetta G55 GTH 1. Chris MURPHY GTH 2. Adam HATFIELD							
1	1	2:36.160	48.916	1:09.681	37.563		2:36.160	1	1	3:03.126	58.169	1:20.178	44.779		3:03.126
2	1	2:32.529	41.594	1:11.740	39.195	247.7	5:08.689	2	1	2:53.794	49.489	1:19.838	44.467	203.8	5:56.920
3	1	2:27.147			37.447		7:35.836	3	1	2:51.838	49.060	1:18.650	44.128	212.2	8:48.758
4	1	2:26.189	40.928	1:08.022	37.239	258.4	10:02.025	4	1	2:52.492	49.471	1:18.980	44.041	206.1	11:41.250
5	1	2:25.846	40.858	1:07.715	37.273	259.0	12:27.871	5	1	2:52.553	48.946	1:18.991	44.616	205.3	14:33.803
6	1	2:27.127	40.831	1:08.591	37.705	256.5	14:54.998	6	1	2:54.642	50.412	1:18.622	45.608	206.1	17:28.445
7	1	2:26.411	41.075	1:07.533	37.803		17:21.409	7	1	2:53.894	49.507	1:19.747	44.640	213.0	20:22.339
8	1	2:25.020	40.646	1:07.223	37.151	260.9	19:46.429	8	1	2:53.265	49.333	1:19.266	44.666	202.6	23:15.604
9	1	2:20.757			37.351		22:17.186	9	1	3:04.218	49.543	1:19.332	55.343	210.5	26:19.822
10	1	2:27.641			37.520		24:44.827	10	1	4:47.743	2:52.212	1:14.003	41.528	223.1	31:07.565
11	1	2:27.596	41.047	1:08.789	37.760	260.9	27:12.423	11	1	2:39.749	46.178	1:12.564	41.007	224.5	33:47.314
12	1	2:34.068	41.113	1:08.354	44.601	260.9	29:46.491	12	1	2:39.509	45.757	1:12.176	41.576	225.9	36:26.823
13	1	4:26.730	2:36.051	1:11.490	39.189	221.3	34:13.221	13	1	2:40.129	46.058	1:12.701	41.370	225.5	39:06.952
14	1	2:41.152			46.810		36:54.373	14	1	2:42.247	46.253	1:12.894	43.100	225.9	41:49.199
15	1	2:45.688			39.335		39:40.061	15	1	2:39.924	46.254	1:12.548	41.122	225.5	44:29.123
16	1	2:33.829			39.262		42:13.890	16	1	2:41.227	46.809	1:13.024	41.394	226.4	47:10.350
17	1	2:33.805			39.248		44:47.695	17	1	2:40.839	45.926	1:13.009	41.904	226.9	49:51.189
18	1	2:36.155			39.995		47:23.850	18	1	2:40.059	46.038	1:12.669	41.352	225.9	52:31.248
19	1	2:34.082			39.038		49:57.932	96 Speedworks Motorsport Ligier JS P3 1. Jack BUTEL LMP3 2. Dominic PAUL							
20	1	2:34.113			39.321		52:32.045	1	1	2:27.870	44.370	1:06.845	36.655		2:27.870
51 Top Cats Racing Marcos Mantis 1. Mick MERCER GTB 2. Jon HARRISON								2	1	2:24.730	42.550	1:05.761	36.419	246.0	4:52.600
1	1	2:59.132	1:01.788	1:17.039	40.305		2:59.132	3	1	2:21.859	41.135	1:04.748	35.976	250.0	7:14.459
2	1	2:40.296	44.296	1:14.466	41.534	201.5	5:39.428	4	1	2:21.532	40.698	1:04.842	35.992	252.3	9:35.991
3	1	2:36.999	43.428	1:13.000	40.571	212.2	8:16.427	5	1	2:23.420	41.165	1:05.349	36.906	247.7	11:59.411
4	1	2:37.412	43.377	1:13.792	40.243	220.9	10:53.839	6	1	2:21.548	40.930	1:04.805	35.813	251.2	14:20.959
5	1	2:38.606	43.833	1:13.923	40.850	224.1	13:32.445	7	1	2:22.320	41.257	1:05.032	36.031	251.7	16:43.279
6	1	2:38.903	43.620	1:14.125	41.158	230.3	16:11.348	8	1	2:21.983	40.866	1:05.247	35.870	253.5	19:05.262
7	1	2:41.301	44.223	1:16.388	40.690	223.1	18:52.649	9	1	2:25.270	40.993	1:05.432	38.845	253.5	21:30.532
8	1	2:44.032	44.584	1:16.300	43.148	223.6	21:36.681	10	1	2:22.362	41.058	1:05.143	36.161	251.7	23:52.894
9	1	2:40.000	44.156	1:14.812	41.032	204.2	24:16.681								
10	1	2:51.566	45.567	1:14.504	51.495	203.4	27:08.247								
11	1	4:55.185	2:54.739	1:18.036	42.410	193.5	32:03.432								
12	1	2:42.256	45.161	1:15.257	41.838	208.9	34:45.688								
13	1	2:46.030	45.838	1:17.873	42.319	221.8	37:31.718								
14	1	2:43.761	45.925	1:15.997	41.839	198.2	40:15.479								
15	1	2:40.482	43.731	1:14.413	42.338	214.3	42:55.961								
16	1	2:42.709	45.168	1:15.783	41.758	199.3	45:38.670								
17	1	2:41.462	44.559	1:15.323	41.580	208.1	48:20.132								
18	1	2:41.025	44.421	1:15.082	41.522	202.2	51:01.157								






GT CUP & LMP3 CUP
SPA EURO RACE
RACE 1

Sector Analysis

■ Personal Best ■ Session Best **B** Crossing the finish line in pit lane

Lap	D	Time	Sector 1	Sector 2	Sector 3	T. Spd	Elapsed	Lap	D	Time	Sector 1	Sector 2	Sector 3	T. Spd	Elapsed
11	1	2:29.602 B	40.899	1:05.613	43.090	254.7	26:22.496								
12	1	4:10.872	2:26.985	1:06.617	37.270	250.0	30:33.368								
13	1	2:24.010	42.239	1:05.049	36.722	247.7	32:57.378								
14	1	2:23.223	41.322	1:05.354	36.547	251.7	35:20.601								
15	1	2:22.733	41.374	1:04.998	36.361	249.4	37:43.334								
16	1	2:27.741	42.436	1:06.822	38.483	249.4	40:11.075								
17	1	2:23.048	41.196	1:05.454	36.398	251.7	42:34.123								
18	1	2:22.460	41.271	1:04.763	36.426	251.2	44:56.583								
19	1	2:23.088	41.127	1:05.511	36.450	252.9	47:19.671								
20	1	2:23.595	41.177	1:06.054	36.364	254.7	49:43.266								
21	1	2:21.996	41.186	1:04.142	36.668	252.3	52:05.262								



GT CUP & LMP3 CUP SPA EURO RACE RACE 1 (50')

Final Starting Grid


2:25.579 Paul GIBSON	Gibson Motorsport McLaren 650S	48	- 8 -	22	JMH Automotive Ginetta G55 GTH	2:41.360 Steve RUSTON
2:37.976 David HOLLOWAY	Century Motorsport Ginetta G55 GTH	15	- 7 -	72	Team Hard Ginetta G55 GTH	2:38.243 Chris MURPHY
2:37.143 Mick MERCER	Top Cats Racing Marcos Mantis	51	- 6 -	20	Saxon Motorsport BMW M3 GTR	2:37.545 Nick BARROW
2:33.529 Warren GILBERT	Top Cats Racing Marcos Mantis	52	- 5 -	10	Top Cats Racing Ginetta G55 GTH	2:34.860 James REVELER
2:31.056 Christoforou PANTELIS	FF Corse Ferrari 488 Challenge	44	- 4 -	28	Horse Power/SB Race Engineering Ferrari 488 Challenge	2:31.786 Paul BAILEY
2:26.861 Gareth DOWNING	National Motorsport Academy Mosler	7	- 3 -	12	JMH Automotive Aston Martin GTO	2:28.094 Nigel HUDSON
2:19.815 Bradley SMITH	Mectech Motorsport Norma M30	21	- 2 -	2	Red River Sport Ligier JS P3	2:20.591 Bonamy GRIMES
2:18.006 Colin NOBLE	Ecurie Ecosse/Nielsen Racing Ligier JS P3	1	- 1 -	96	Speedworks Motorsport Ligier JS P3	2:18.885 Jack BUTEL

Pole

CAR 48 - PENALTY OF 10 GRID PLACE POSITIONS DUE TO BRANDS HATCH DECISION

Stewards:

Timekeeper:



GT CUP & LMP3 CUP SPA EURO RACE RACE 2 (50')


Starting Grid

2:39.509 Chris MURPHY	Team Hard	GTH	72	- 8 -	22	GTH	JMH Automotive	Steve RUSTON	2:43.211
2:37.875 David HOLLOWAY	Century Motorsport	GTH	15	- 7 -	20	GTB	Saxon Motorsport	Nick BARROW	2:38.780
2:35.993 James REVELER	Top Cats Racing	GTA	10	- 6 -	51	GTB	Top Cats Racing	Mick MERCER	2:36.999
2:28.171 Christoforou PANTELIS	FF Corse	GTC	44	- 5 -	52	GTB	Top Cats Racing	Warren GILBERT	2:34.433
2:26.542 Gareth DOWNING	National Motorsport Academy	GTO	7	- 4 -	28	GTC	Horse Power/SB Race Engineering	Paul BAILEY	2:26.803
2:25.020 Paul GIBSON	Gibson Motorsport	GTO	48	- 3 -	12	GTO	JMH Automotive	Nigel HUDSON	2:25.544
2:20.488 Bonamy GRIMES	Red River Sport	LMP3	2	- 2 -	96	LMP3	Speedworks Motorsport	Jack BUTEL	2:21.532
2:18.120 Colin NOBLE	Ecurie Ecosse/Nielsen Racing	LMP3	1	- 1 -	21	LMP3	Mectech Motorsport	Bradley SMITH	2:19.200

Pole

Stewards:

Timekeeper:



GT CUP & LMP3 CUP
SPA EURO RACE
RACE 2 ((50'))

Classification


Drivers	Team	Vehicle	Class	Laps	Total Time	Gap	Kph	Best Lap	
								Lap	Time Kph
1 21 B. SMITH/D. WILLIAMS	Mectech Motorsport	Norma M30	LMP3	20	52:26.009	-	160.3	12	2:20.309 179.7
2 1 C. NOBLE/T. WELLS	Ecurie Ecosse/Nielsen Racing	Ligier JS P3	LMP3	20	53:46.584	+1:20.575	156.3	19	2:18.455 182.1
3 7 G. DOWNING/K. RILEY	National Motorsport Academy	Mosler	GTO	20	53:54.445	+1:28.436	155.9	12	2:26.728 171.8
4 2 B. GRIMES/J. MOWLEM	Red River Sport	Ligier JS P3	LMP3	20	54:42.661	+2:16.652	153.6	13	2:21.740 177.9
5 12 N. HUDSON/A. WILCOX	JMH Automotive	Aston Martin GTO	GTO	19	52:57.389	1 Lap	150.8	15	2:24.628 174.3
6 28 P. BAILEY/P. GLEW	Horse Power/SB Race Engineering	Ferrari 488 Challenge	GTC	19	53:31.018	1 Lap	149.2	11	2:27.513 170.9
7 48 P. GIBSON/D. GIBSON	Gibson Motorsport	McLaren 650S	GTO	19	53:51.691	1 Lap	148.2	2	2:25.523 173.3
8 20 N. BARROW/T. BARROW	Saxon Motorsport	BMW M3 GTR	GTB	18	52:43.654	2 Laps	143.5	4	2:37.522 160.1
9 52 W. GILBERT/N. HUGGINS	Top Cats Racing	Marcos Mantis	GTB	18	53:20.410	2 Laps	141.8	17	2:34.085 163.6
10 15 D. HOLLOWAY/P. INGRAM	Century Motorsport	Ginetta G55 GTH	GTH	18	53:48.386	2 Laps	140.6	4	2:38.181 159.4
11 22 S. RUSTON/J. WHITEHOUSE	JMH Automotive	Ginetta G55 GTH	GTH	18	54:00.523	2 Laps	140.1	3	2:41.876 155.8
12 72 C. MURPHY/A. HATFIELD	Team Hard	Ginetta G55 GTH	GTH	18	54:08.415	2 Laps	139.7	6	2:38.505 159.1
13 51 M. MERCER/J. HARRISON	Top Cats Racing	Marcos Mantis	GTB	17	52:33.335	3 Laps	135.9	16	2:41.161 156.5
Not classified:									
96 J. BUTEL/D. PAUL	Speedworks Motorsport	Ligier JS P3	LMP3	6	14:25.939			4	2:21.492 178.2
10 J. REVELER/G. SMITH	Top Cats Racing	Ginetta G55 GTH	GTA	5	22:51.716			4	2:37.135 160.5
44 C. PANTELIS/F. MUSSI	FF Corse	Ferrari 488 Challenge	GTC	4	10:15.811			4	2:32.110 165.8

Pole Position	C. NOBLE	2:18.120	182.6 Kph
Fastest Lap	Lap 19 Colin NOBLE	2:18.455	182.1 Kph

Published at:

Track Status: **DRY**

Race Director:	Timekeeper:
-----------------------	--------------------



GT CUP & LMP3 CUP SPA EURO RACE RACE 2


Classification by Class

Nr. Drivers	Team	Car	Laps	Total Time	Gap	Kph	Best Lap	
							Lap	Time Kph
GTA								
<i>Not classified:</i>								
10	J. REVELER / G. SMITH	Top Cats Racing	Ginetta G55 GTH	5	22:51.716		4	2:37.135 160.5
GTB								
1	20 N. BARROW / T. BARROW	Saxon Motorsport	BMW M3 GTR	18	52:43.654		4	2:37.522 160.1
2	52 W. GILBERT / N. HUGGINS	Top Cats Racing	Marcos Mantis	18	53:20.410	+36.756	17	2:34.085 163.6
3	51 M. MERCER / J. HARRISON	Top Cats Racing	Marcos Mantis	17	52:33.335	1 Laps	16	2:41.161 156.5
GTC								
1	28 P. BAILEY / P. GLEW	Horse Power/SB Race Engineering	Ferrari 488 Challenge	19	53:31.018		11	2:27.513 170.9
<i>Not classified:</i>								
44	C. PANTELIS / F. MUSSI	FF Corse	Ferrari 488 Challenge	4	10:15.811		4	2:32.110 165.8
GTH								
1	15 D. HOLLOWAY / P. INGRAM	Century Motorsport	Ginetta G55 GTH	18	53:48.386		4	2:38.181 159.4
2	22 S. RUSTON / J. WHITEHOUSE	JMH Automotive	Ginetta G55 GTH	18	54:00.523	+12.137	3	2:41.876 155.8
3	72 C. MURPHY / A. HATFIELD	Team Hard	Ginetta G55 GTH	18	54:08.415	+20.029	6	2:38.505 159.1
GTO								
1	7 G. DOWNING / K. RILEY	National Motorsport Academy	Mosler	20	53:54.445		12	2:26.728 171.8
2	12 N. HUDSON / A. WILCOX	JMH Automotive	Aston Martin GTO	19	52:57.389	1 Laps	15	2:24.628 174.3
3	48 P. GIBSON / D. GIBSON	Gibson Motorsport	McLaren 650S	19	53:51.691	1 Laps	2	2:25.523 173.3
LMP3								
1	21 B. SMITH / D. WILLIAMS	Mectech Motorsport	Norma M30	20	52:26.009		12	2:20.309 179.7
2	1 C. NOBLE / T. WELLS	Ecurie Ecosse/Nielsen Racing	Ligier JS P3	20	53:46.584	+1'20.575	19	2:18.455 182.1
3	2 B. GRIMES / J. MOWLEM	Red River Sport	Ligier JS P3	20	54:42.661	+2'16.652	13	2:21.740 177.9
<i>Not classified:</i>								
96	J. BUTEL / D. PAUL	Speedworks Motorsport	Ligier JS P3	6	14:25.939		4	2:21.492 178.2

Published at:

Track Status: **DRY**


Race Director:	Timekeeper:
----------------	-------------



GT CUP & LMP3 CUP
SPA EURO RACE
RACE 2

Best Sector Times


SECTOR 1			SECTOR 2			SECTOR 3			Pos	Team	Cl	Ideal Lap	Best Lap
Pos	Driver	Time	Driver	Time	Driver	Time	Pos	Team					
1	1 C.NOBLE	39.755	1 C.NOBLE	1:03.025	1 C.NOBLE	35.499	1	1 Ecurie Ecosse/Nielsen Racing	LMP3	2:18.279	2:18.455	(1)	
2	21 B.SMITH	40.157	21 B.SMITH	1:03.355	21 B.SMITH	35.699	2	21 Mectech Motorsport	LMP3	2:19.211	2:20.309	(2)	
3	2 B.GRIMES	40.369	96 J.BUTEL	1:04.394	96 J.BUTEL	35.921	3	96 Speedworks Motorsport	LMP3	2:20.883	2:21.492	(3)	
4	96 J.BUTEL	40.568	2 B.GRIMES	1:05.191	2 B.GRIMES	35.991	4	2 Red River Sport	LMP3	2:21.551	2:21.740	(4)	
5	12 N.HUDSON	40.728	12 N.HUDSON	1:06.926	12 N.HUDSON	36.858	5	12 JMH Automotive	GTO	2:24.512	2:24.628	(5)	
6	28 P.BAILEY	40.758	7 G.DOWNING	1:08.349	48 P.GIBSON	37.060	6	7 National Motorsport Academy	GTO	2:26.337	2:26.728	(7)	
7	7 G.DOWNING	40.832	48 P.GIBSON	1:08.759	7 G.DOWNING	37.156	7	28 Horse Power/SB Race Engineering	GTC	2:27.357	2:27.513	(8)	
8	44 C.PANTELIS	41.912	28 P.BAILEY	1:08.947	28 P.BAILEY	37.652	8	48 Gibson Motorsport	GTO	2:28.316	2:25.523	(6)	
9	48 P.GIBSON	42.497	10 J.REVELER	1:10.920	44 C.PANTELIS	38.391	9	44 FF Corse	GTC	2:31.474	2:32.110	(9)	
10	52 W.GILBERT	42.606	44 C.PANTELIS	1:11.171	52 W.GILBERT	39.151	10	52 Top Cats Racing	GTB	2:34.085	2:34.085	(10)	
11	51 M.MERCER	43.794	15 D.HOLLOWAY	1:11.298	20 N.BARROW	40.569	11	10 Top Cats Racing	GTA	2:37.129	2:37.135	(11)	
12	20 N.BARROW	44.128	72 C.MURPHY	1:11.903	15 D.HOLLOWAY	40.575	12	20 Saxon Motorsport	GTB	2:37.238	2:37.522	(12)	
13	10 J.REVELER	45.374	22 S.RUSTON	1:12.139	72 C.MURPHY	40.668	13	15 Century Motorsport	GTH	2:38.055	2:38.181	(13)	
14	72 C.MURPHY	45.667	52 W.GILBERT	1:12.328	10 J.REVELER	40.835	14	72 Team Hard	GTH	2:38.238	2:38.505	(14)	
15	15 D.HOLLOWAY	46.182	20 N.BARROW	1:12.541	51 M.MERCER	41.350	15	22 JMH Automotive	GTH	2:39.901	2:41.876	(16)	
16	22 S.RUSTON	46.252	51 M.MERCER	1:14.850	22 S.RUSTON	41.510	16	51 Top Cats Racing	GTB	2:39.994	2:41.161	(15)	



GT CUP & LMP3 CUP
SPA EURO RACE
RACE 2

Best Top Speeds


Team	Car	Class	Top Speed Driver	Top 1		Top 2		Top 3		Top 4		Top 5		Avg
				Kph	Lap	Kph	Lap	Kph	Lap	Kph	Lap	Kph	Lap	
28 Horse Power/SB Race Engineering	Ferrari 488 Challenge	GTC	P. BAILEY	269.3	16	269.3	14	269.3	15	268.7	13	268.7	12	269,1
12 JMH Automotive	Aston Martin GTO	GTO	N. HUDSON	265.4	17	264.1	16	262.8	13	262.8	15	262.8	19	263,6
1 Ecurie Ecosse/Nielsen Racing	Ligier JS P3	LMP3	C. NOBLE	264.1	18	262.8	15	262.1	17	262.1	16	261.5	19	262,5
21 Mectech Motorsport	Norma M30	LMP3	B. SMITH	263.4	12	261.5	5	259.6	11	259.0	4	257.8	19	260,3
44 FF Corse	Ferrari 488 Challenge	GTC	C. PANTELIS	262.8	4	253.5	3	248.8	2					255,0
7 National Motorsport Academy	Mosler	GTO	G. DOWNING	259.6	2	259.6	3	259.0	14	257.1	11	255.9	12	258,2
2 Red River Sport	Ligier JS P3	LMP3	B. GRIMES	259.6	19	259.6	18	259.0	20	257.8	17	257.1	15	258,6
96 Speedworks Motorsport	Ligier JS P3	LMP3	J. BUTEL	252.9	5	250.0	3	250.0	4	249.4	2	249.4	6	250,3
20 Saxon Motorsport	BMW M3 GTR	GTB	N. BARROW	251.2	15	250.6	14	250.0	17	250.0	16	248.3	13	250,0
52 Top Cats Racing	Marcos Mantis	GTB	W. GILBERT	243.2	16	235.8	17	235.3	5	232.8	6	231.8	4	235,8
51 Top Cats Racing	Marcos Mantis	GTB	M. MERCER	232.3	17	225.0	5	217.3	15	215.6	16	211.4	11	220,3
72 Team Hard	Ginetta G55 GTH	GTH	C. MURPHY	229.3	3	229.3	6	228.8	5	227.8	11	226.9	4	228,4
15 Century Motorsport	Ginetta G55 GTH	GTH	D. HOLLOWAY	225.5	12	221.8	4	220.4	3	220.4	11	220.0	2	221,6
10 Top Cats Racing	Ginetta G55 GTH	GTA	J. REVELER	224.1	4	223.6	5	223.1	2	222.2	3			223,3
22 JMH Automotive	Ginetta G55 GTH	GTH	S. RUSTON	222.2	17	220.0	14	219.1	18	218.6	16	217.7	15	219,5
48 Gibson Motorsport	McLaren 650S	GTO	P. GIBSON	216.0	7	213.0	9							214,5



GT CUP & LMP3 CUP
SPA EURO RACE
RACE 2

Fastest Lap Sequence


Practice Time	Team	Car	Class	Driver	Time	Kph	
4:54.844	48 Gibson Motorsport	McLaren 650S	GTO	Paul GIBSON	2:25.523	173.3	2
7:19.936	96 Speedworks Motorsport	Ligier JS P3	LMP3	Jack BUTEL	2:21.991	177.6	3
9:41.428	96 Speedworks Motorsport	Ligier JS P3	LMP3	Jack BUTEL	2:21.492	178.2	4
31:05.762	21 Mectech Motorsport	Norma M30	LMP3	Bradley SMITH	2:20.674	179.2	11
32:46.706	1 Ecurie Ecosse/Nielsen Racing	Ligier JS P3	LMP3	Colin NOBLE	2:19.514	180.7	11
39:45.937	1 Ecurie Ecosse/Nielsen Racing	Ligier JS P3	LMP3	Colin NOBLE	2:19.287	181.0	14
42:04.713	1 Ecurie Ecosse/Nielsen Racing	Ligier JS P3	LMP3	Colin NOBLE	2:18.776	181.7	15
46:44.150	1 Ecurie Ecosse/Nielsen Racing	Ligier JS P3	LMP3	Colin NOBLE	2:18.456	182.1	17
51:21.268	1 Ecurie Ecosse/Nielsen Racing	Ligier JS P3	LMP3	Colin NOBLE	2:18.455	182.1	19



GT CUP & LMP3 CUP
SPA EURO RACE
RACE 2

Lap Chart

		LAP																				
Nr	Pos	Grid	1	2	3	4	5	6	7	8	9	10	11	12	13	14	15	16	17	18	19	20
1	1	1	1	48	96	96	96	96	21	21	48	48	48	21	21	21	21	21	21	21	21	21
21	2	21	48	96	48	48	21	21	48	48	21	7	21	48	7	7	7	7	7	7	7	7
2	3	2	96	7	21	21	48	48	7	7	7	21	7	7	1	1	1	1	1	1	1	7
96	4	96	21	21	7	7	7	7	12	12	12	15	72	1	2	2	2	2	2	2	2	2
48	5	48	7	1	12	12	12	12	1	1	1	72	15	72	48	12	12	12	12	12	12	12
12	6	12	12	28	28	44	2	1	2	28	28	1	1	15	12	48	48	48	48	48	28	28
7	7	7	28	12	44	2	1	2	28	2	15	2	2	2	28	28	28	28	28	28	48	48
28	8	28	44	44	2	28	28	28	52	20	72	12	12	12	20	20	20	20	20	20	20	20
44	9	44	52	2	52	1	52	52	20	15	20	28	28	28	15	15	15	15	15	52	52	52
52	10	52	20	52	1	52	20	20	15	72	22	20	20	20	72	72	72	72	52	15	15	15
10	11	10	10	20	20	20	15	15	72	22	2	22	22	22	22	52	52	72	72	22	22	22
51	12	51	2	10	10	10	72	72	22	51	51	52	52	52	52	22	22	22	22	22	72	72
15	13	15	15	15	15	15	22	22	51	52	51	51	51	51	51	51	51	51	51	51	51	51
20	14	20	72	72	72	72	51	51														
72	15	72	22	22	22	22	10															
22	16	22	51	51	51	51																




GT CUP & LMP3 CUP
SPA EURO RACE
RACE 2

Analysis by lap

Lapped

Nr	Lap Time	Gap	Nr	Lap Time	Gap	Nr	Lap Time	Gap	Nr	Lap Time	Gap	Nr	Lap Time	Gap
Lap 1														
			96	2:21.492		28	4:07.120	2:29.193	72	2:39.229	1:27.582	1	2:18.776	1:34.035
1	2:27.438		48	2:25.991	5.898	52	3:41.416	2:32.128	15	2:39.923	1:27.951	15	2:45.195	1 Lap
48	2:29.321	1.883	21	2:23.556	8.092	20	3:41.728	2:33.258	52	2:37.120	1 Lap	72	2:50.079	1 Lap
96	2:30.358	2.920	7	2:27.791	16.775	15	3:38.088	2:34.249	1	2:19.514	1:50.239	2	2:23.039	2:15.564
21	2:31.953	4.515	12	2:30.262	29.861	72	3:38.516	2:35.292	2	2:23.237	2:20.809			
7	2:32.498	5.060	44	2:32.110	34.383	22	3:19.108	2:36.530						
12	2:37.020	9.582	2	2:30.892	34.832									
28	2:37.759	10.321	28	2:34.530	36.600									
44	2:38.342	10.904	1	2:25.373	45.608									
52	2:43.583	16.145	52	2:37.671	57.102									
20	2:44.602	17.164	20	2:37.522	57.812									
10	2:44.641	17.203	10	2:37.135	58.254									
2	2:45.273	17.835	15	2:38.181	1:06.135									
15	2:49.372	21.934	72	2:38.672	1:07.267									
72	2:49.800	22.362	22	2:41.882	1:14.880									
22	2:50.406	22.968												
51	3:57.458	1:30.020												
Lap 2														
48	2:25.523													
96	2:27.587	3.101												
7	2:27.414	5.068												
21	2:29.228	6.337												
1	2:37.989	10.583												
28	2:32.315	15.230												
12	2:33.388	15.564												
44	2:32.799	16.297												
2	2:32.902	23.331												
52	2:39.790	28.529												
20	2:39.529	29.287												
10	2:39.959	29.756												
15	2:40.638	35.166												
72	2:41.363	36.319												
22	2:42.144	37.706												
51	2:48.353	1:50.967												
Lap 3														
96	2:21.991													
48	2:26.491	1.399												
21	2:24.783	6.028												
7	2:30.500	10.476												
12	2:30.619	21.091												
28	2:33.424	23.562												
44	2:32.560	23.765												
2	2:27.193	25.432												
52	2:37.486	40.923												
1	2:56.236	41.727												
20	2:37.587	41.782												
10	2:37.947	42.611												
15	2:39.372	49.446												
72	2:38.860	50.087												
22	2:41.876	54.490												
51	2:45.588	2:11.463												
Lap 4														
Lap 5														
Lap 6														
Lap 7														
Lap 8														
Lap 9														
Lap 10														
Lap 11														
Lap 12														
Lap 13														
Lap 14														
Lap 15														
Lap 16														
Lap 17														
Lap 18														
Lap 19														





GT CUP & LMP3 CUP
SPA EURO RACE
RACE 2


Analysis by lap

■ Lapped

Nr	Lap Time	Gap	Nr	Lap Time	Gap	Nr	Lap Time	Gap	Nr	Lap Time	Gap	Nr	Lap Time	Gap
22	2:46.836	2 Laps												
7	2:34.181	1:16.576												
1	2:18.455	1:20.797												
2	2:23.004	2:20.290												

Lap 20

21	2:25.538	
51	2:42.175	3 Laps
20	2:40.304	2 Laps
12	2:25.154	1 Lap
52	2:36.585	2 Laps
28	2:29.592	1 Lap
1	2:25.316	1:20.575
15	2:50.889	2 Laps
48	2:52.926	1 Lap
7	2:37.398	1:28.436
22	2:43.881	2 Laps
72	2:51.894	2 Laps
2	2:21.900	2:16.652




GT CUP & LMP3 CUP
SPA EURO RACE
RACE 2

Sector Analysis

■ Personal Best ■ Session Best B Crossing the finish line in pit lane

Lap	D	Time	Sector 1	Sector 2	Sector 3	T. Spd	Elapsed	Lap	D	Time	Sector 1	Sector 2	Sector 3	T. Spd	Elapsed
13	1	4:35.566	2:35.936	1:15.999	43.631	215.1	39:47.725	5	1	2:44.583	49.430	1:13.246	41.907	212.2	13:40.891
14	1	2:45.195	47.545	1:14.578	43.072	219.1	42:32.920	6	1	2:46.871	48.078	1:14.392	44.401	213.9	16:27.762
15	1	2:48.141	48.027	1:16.455	43.659	217.3	45:21.061	7	1	3:19.108	1:00.057	1:19.235	59.816	158.4	19:46.870
16	1	2:47.950	47.772	1:16.391	43.787	218.6	48:09.011	8	1	4:34.138	1:29.197	2:02.950	1:01.991	77.3	24:21.008
17	1	2:48.486	48.630	1:16.257	43.599	219.5	50:57.497	9	1	3:02.462 B	50.576	1:16.460	55.426	187.2	27:23.470
18	1	2:50.889	49.389	1:17.252	44.248	219.1	53:48.386	10	1	4:41.413	2:43.595	1:14.875	42.943	210.9	32:04.883
20 Saxon Motorsport BMW M3 GTR 1.Nick BARROW GTB 2.Tom BARROW								28 Horse Power/SB Race Engineering Ferrari 488 Challenge 1.Paul BAILEY GTC 2.Phil GLEW							
1	1	2:44.602	48.307	1:14.401	41.894		2:44.602	1	1	2:37.759	46.669	1:12.783	38.307		2:37.759
2	1	2:39.529	44.816	1:14.144	40.569	224.5	5:24.131	2	1	2:32.315	42.238	1:11.134	38.943	264.1	5:10.074
3	1	2:37.587	44.128	1:12.754	40.705	224.5	8:01.718	3	1	2:33.424	43.018	1:11.340	39.066	262.1	7:43.498
4	1	2:37.522	44.270	1:12.541	40.711	230.3	10:39.240	4	1	2:34.530	42.147	1:13.304	39.079	260.2	10:18.028
5	1	2:37.932	44.209	1:13.014	40.709	232.8	13:17.172	5	1	2:38.976	44.913	1:14.123	39.940	237.4	12:57.004
6	1	2:44.698	44.252	1:14.138	46.308	228.8	16:01.870	6	1	2:35.409	42.618	1:12.705	40.086	250.6	15:32.413
7	1	3:41.728	1:17.812	1:24.496	59.420	143.8	19:43.598	7	1	4:07.120	56.501	1:56.125	1:14.494	126.5	19:39.533
8	1	4:32.113	1:28.682	2:04.337	59.094	75.8	24:15.711	8	1	4:22.657	1:29.927	2:01.826	50.904	78.4	24:02.190
9	1	2:50.463 B	47.344	1:14.025	49.094	231.8	27:06.174	9	1	2:49.189 B	44.613	1:15.400	49.176	250.6	26:51.379
10	1	4:20.124	2:25.270	1:13.905	40.949	242.2	31:26.298	10	1	4:23.819	2:36.249	1:09.775	37.795	254.1	31:15.198
11	1	2:40.044	45.322	1:13.889	40.833	241.6	34:06.342	11	1	2:27.513	40.914	1:08.947	37.652	266.7	33:42.711
12	1	2:39.258	44.854	1:13.427	40.977	247.1	36:45.600	12	1	2:27.840	40.758	1:09.165	37.917	268.7	36:10.551
13	1	2:39.977	44.811	1:13.775	41.391	248.3	39:25.577	13	1	2:28.040	41.000	1:09.104	37.936	268.7	38:38.591
14	1	2:38.834	44.526	1:13.633	40.675	250.6	42:04.411	14	1	2:27.935	40.831	1:09.016	38.088	269.3	41:06.526
15	1	2:38.930	44.815	1:13.387	40.728	251.2	44:43.341	15	1	2:27.961	40.847	1:09.300	37.814	269.3	43:34.487
16	1	2:39.678	44.415	1:14.041	41.222	250.0	47:23.019	16	1	2:27.851	40.868	1:09.279	37.704	269.3	46:02.338
17	1	2:40.331	44.339	1:14.003	41.989	250.0	50:03.350	17	1	2:28.920	40.890	1:10.023	38.007	268.7	48:31.258
18	1	2:40.304	44.571	1:14.358	41.375	246.6	52:43.654	18	1	2:30.168	41.458	1:10.538	38.172	258.4	51:01.426
21 Mectech Motorsport Norma M30 1.Bradley SMITH LMP3 2.Duncan WILLIAMS								44 FF Corse Ferrari 488 Challenge 1.Christoforou PANTELIS GTC 2.Fulvio MUSSI							
1	1	2:31.953	43.651	1:10.537	37.765		2:31.953	1	1	2:38.342	46.903	1:13.048	38.391		2:38.342
2	1	2:29.228	43.227	1:08.048	37.953		5:01.181	2	1	2:32.799	41.912	1:12.197	38.690	248.8	5:11.141
3	1	2:24.783	41.813	1:05.840	37.130		7:25.964	3	1	2:32.560	42.242	1:11.417	38.901	253.5	7:43.701
4	1	2:23.556	41.565	1:04.778	37.213	259.0	9:49.520	4	1	2:32.110	42.341	1:11.171	38.598	262.8	10:15.811
5	1	2:24.846	41.532	1:05.383	37.931	261.5	12:14.366								
6	1	2:24.018	41.800	1:04.754	37.464	257.8	14:38.384								
7	1	2:31.956			41.364		17:10.340								
8	1	3:33.094	1:04.544	1:37.307	51.243	167.2	20:43.434								
9	1	3:57.376 B	1:02.560	1:35.457	1:19.359	212.2	24:40.810								
10	1	4:04.278	2:14.703	1:10.639	38.936	240.0	28:45.088								
11	1	2:20.674	40.821	1:04.154	35.699	259.6	31:05.762								
12	1	2:20.309	40.157	1:04.301	35.851	263.4	33:26.071								
13	1	2:21.788	41.130	1:04.152	36.506	252.3	35:47.859								
14	1	2:22.348	42.198	1:03.861	36.289	248.8	38:10.207								
15	1	2:20.471	41.004	1:03.355	36.112		40:30.678								
16	1	2:20.737			36.003		42:51.415								
17	1	2:22.358	40.294	1:05.450	36.614		45:13.773								
18	1	2:21.149	40.568	1:04.340	36.241	256.5	47:34.922								
19	1	2:25.549	40.784	1:06.551	38.214	257.8	50:00.471								
20	1	2:25.538			37.649		52:26.009								
22 JMH Automotive Ginetta G55 GTH 1.Steve RUSTON GTH 2.John WHITEHOUSE								48 Gibson Motorsport McLaren 650S 1.Paul GIBSON GTO 2.Daniel GIBSON							
1	1	2:50.406	52.087	1:16.400	41.919		2:50.406	1	1	2:29.321	43.012	1:08.759	37.550		2:29.321
2	1	2:42.144	48.389	1:12.185	41.570	210.9	5:32.550	2	1	2:25.523			37.060		4:54.844
3	1	2:41.876	48.051	1:12.315	41.510	213.0	8:14.426	3	1	2:26.491			38.272		7:21.335
4	1	2:41.882	47.730	1:12.139	42.013	214.3	10:56.308	4	1	2:25.991			37.282		9:47.326
								5	1	2:27.780			38.318		12:15.106
								6	1	2:27.295			37.615		14:42.401
								7	1	2:37.228	42.497	1:12.782	41.949	216.0	17:19.629
								8	1	3:24.861			51.363		20:44.490
								9	1	3:50.934	1:02.564	1:35.328	1:13.042	213.0	24:35.424
								10	1	3:52.790			56.692		28:28.214
								11	1	2:28.253			37.365		30:56.467



GT CUP & LMP3 CUP SPA EURO RACE RACE 2

Sector Analysis

■ Personal Best ■ Session Best B Crossing the finish line in pit lane


Lap	D	Time	Sector 1	Sector 2	Sector 3	T. Spd	Elapsed	Lap	D	Time	Sector 1	Sector 2	Sector 3	T. Spd	Elapsed	
12	1	2:32.369	B		43.402		33:28.836	6	1	2:38.505	45.784	1:11.903	40.818	229.3	16:07.116	
13	1	4:53.050			39.192		38:21.886	7	1	3:38.516	1:15.505	1:23.486	59.525	154.5	19:45.632	
14	1	2:31.587			38.913		40:53.473	8	1	4:33.274	1:28.795	2:03.766	1:00.713	83.7	24:18.906	
15	1	2:31.801			38.951		43:25.274	9	1	2:44.827	48.709	1:14.510	41.608	206.1	27:03.733	
16	1	2:30.962			38.738		45:56.236	10	1	2:41.087	47.090	1:12.494	41.503	223.6	29:44.820	
17	1	2:31.272			38.945		48:27.508	11	1	2:39.229	45.947	1:12.202	41.080	227.8	32:24.049	
18	1	2:31.257			38.899		50:58.765	12	1	2:47.182	B	45.852	1:12.360	48.970	226.4	35:11.231
19	1	2:52.926			1:00.220		53:51.691	13	1	4:40.996	2:37.210	1:19.278	44.508	198.5	39:52.227	

51		Top Cats Racing		Marcos Mantis				
		1. Mick MERCER		GTB				
		2. Jon HARRISON						
1	1	3:57.458	1:47.829	1:24.050	45.579	3:57.458		
2	1	2:48.353	47.239	1:18.128	42.986	190.5	6:45.811	
3	1	2:45.588	46.957	1:16.313	42.318	191.2	9:31.399	
4	1	2:43.710	44.803	1:16.463	42.444	209.7	12:15.109	
5	1	2:44.019	45.962	1:15.769	42.288	225.0	14:59.128	
6	1	3:00.424	52.631	1:20.842	46.951	172.2	17:59.552	
7	1	3:16.210	1:08.929	1:21.980	45.301	178.2	21:15.762	
8	1	3:21.613	1:04.933	1:23.110	53.570	168.0	24:37.375	
9	1	4:02.537	B	1:10.219	1:44.559	1:07.759	146.5	28:39.912
10	1	4:57.240	2:55.975	1:19.081	42.184	200.0	33:37.152	
11	1	2:43.451	43.925	1:18.176	41.350	211.4	36:20.603	
12	1	2:42.470	44.598	1:16.188	41.684	204.5	39:03.073	
13	1	2:42.586	45.031	1:15.613	41.942	207.3	41:45.659	
14	1	2:42.324	44.553	1:15.341	42.430	206.9	44:27.983	
15	1	2:42.016	44.206	1:16.395	41.415	217.3	47:09.999	
16	1	2:41.161	44.263	1:14.850	42.048	215.6	49:51.160	
17	1	2:42.175	43.794	1:16.996	41.385	232.3	52:33.335	

52		Top Cats Racing		Marcos Mantis				
		1. Warren GILBERT		GTB				
		2. Neil HUGGINS						
1	1	2:43.583	46.824	1:15.463	41.296	2:43.583		
2	1	2:39.790	44.079	1:15.231	40.480	225.9	5:23.373	
3	1	2:37.486	43.098	1:13.647	40.741	221.8	8:00.859	
4	1	2:37.671	43.300	1:13.574	40.797	231.8	10:38.530	
5	1	2:37.863	43.391	1:13.963	40.509	235.3	13:16.393	
6	1	2:44.659	43.861	1:14.775	46.023	232.8	16:01.052	
7	1	3:41.416	1:17.539	1:24.848	59.029	145.9	19:42.468	
8	1	5:01.827	B	1:28.865	2:04.480	1:28.482	71.7	24:44.295
9	1	5:09.297	3:13.195	1:15.268	40.834	172.2	29:53.592	
10	1	2:37.120	43.894	1:13.533	39.693	216.0	32:30.712	
11	1	2:36.939	43.113	1:13.839	39.987	220.9	35:07.651	
12	1	2:37.269	43.380	1:13.977	39.912	223.6	37:44.920	
13	1	2:36.475	42.861	1:13.841	39.773	217.3	40:21.395	
14	1	2:37.168	43.432	1:13.717	40.019	217.7	42:58.563	
15	1	2:35.942	43.047	1:13.031	39.864	221.8	45:34.505	
16	1	2:35.235	42.766	1:13.284	39.185	243.2	48:09.740	
17	1	2:34.085	42.606	1:12.328	39.151	235.8	50:43.825	
18	1	2:36.585	43.627	1:13.582	39.376	224.5	53:20.410	

72		Team Hard		Ginetta G55 GTH			
		1. Chris MURPHY		GTH			
		2. Adam HATFIELD					
1	1	2:49.800	50.319	1:17.261	42.220	2:49.800	
2	1	2:41.363	46.579	1:13.681	41.103	213.9	5:31.163
3	1	2:38.860	45.785	1:12.330	40.745	229.3	8:10.023
4	1	2:38.672	45.667	1:12.160	40.845	226.9	10:48.695
5	1	2:39.916	46.366	1:12.882	40.668	228.8	13:28.611

96		Speedworks Motorsport		Ligier JS P3			
		1. Jack BUTEL		LMP3			
		2. Dominic PAUL					
1	1	2:30.358	44.689	1:08.726	36.943	2:30.358	
2	1	2:27.587	41.511	1:08.046	38.030	249.4	4:57.945
3	1	2:21.991	41.005	1:04.394	36.592	250.0	7:19.936
4	1	2:21.492	40.915	1:04.656	35.921	250.0	9:41.428
5	1	2:22.094	40.568	1:05.333	36.193	252.9	12:03.522
6	1	2:22.417	41.073	1:04.951	36.393	249.4	14:25.939



GT CUP & LMP3 CUP SPA EURO RACE RACE 2 (50')

Starting Grid

2:39.509 Chris MURPHY	Team Hard	GTH	72	- 8 -	22	GTH	JMH Automotive	Steve RUSTON	2:43.211
2:37.875 David HOLLOWAY	Century Motorsport	GTH	15	- 7 -	20	GTB	Saxon Motorsport	Nick BARROW	2:38.780
2:35.993 James REVELER	Top Cats Racing	GTA	10	- 6 -	51	GTB	Top Cats Racing	Mick MERCER	2:36.999
2:28.171 Christoforou PANTELIS	FF Corse	GTC	44	- 5 -	52	GTB	Top Cats Racing	Warren GILBERT	2:34.433
2:26.542 Gareth DOWNING	National Motorsport Academy	GTO	7	- 4 -	28	GTC	Horse Power/SB Race Engineering	Paul BAILEY	2:26.803
2:25.020 Paul GIBSON	Gibson Motorsport	GTO	48	- 3 -	12	GTO	JMH Automotive	Nigel HUDSON	2:25.544
2:20.488 Bonamy GRIMES	Red River Sport	LMP3	2	- 2 -	96	LMP3	Speedworks Motorsport	Jack BUTEL	2:21.532
2:18.120 Colin NOBLE	Ecurie Ecosse/Nielsen Racing	LMP3	1	- 1 -	21	LMP3	Mectech Motorsport	Bradley SMITH	2:19.200

Pole

Stewards:

Timekeeper: